

GUARDA GUARDA

BEIRA ALTA

BEIRA ALTA



GUARDA CATHEDRAL (PARTIAL VIEW)

PORTUGAL

PORTUGAL



GUARDA CATHEDRAL



MUNICIPAL GARDEN



FERREIROS TOWER

PORTAS DA CIDADE (TOWN GATES)

Besides the Ferreiros Tower, there are three other gates: Porta de El-Rei and Porta da Estrela or da Erva; the ruins of the town walls and Porta Falsa are near the Castle (12th-13th Century).

FERREIROS TOWER


12th-13th Century. One of the town bulwarks. It has three Gothic gateways, one of them a portcullis. At the top is a weather station. Splendid view of the Estrela, Marofa and Mesas ranges.

MILEU CHAPEL

Romanesque chapel with a single nave. 11th-12th Century. Interesting capitals in the chancel arch. Rose window in the main façade. Simple door with tympanum.



GUARDA CATHEDRAL (MAIN DOOR)



MILEU CHAPEL

SITUATION AND HISTORY

Guarda stands on the north-eastern slopes of the Serra da Estrela. From the Castle, at an altitude of 1056 metres, there is a magnificent panoramic view.


The original settlement was subject to considerable Roman influence, traces of which are to be seen near the Romanesque Chapel of Mileu (11th-12th Century).

Dom Sancho I (Portugal's second king), during a vast plan to consolidate and reorganize his kingdom, enlarged and fortified the town, giving it a charter in 1199 when he transferred the see of the former Visigothic diocese of Aegitania to Guarda.

It may be claimed that Guarda has taken part in every major event in the history of Portugal.

THE CATHEDRAL

The original building was Gothic, although Manueline, Renaissance and Baroque additions have been made to it. Building began about 1390, and was completed in 1540. The material used is granite. Cruciform in layout, it consists of a transept and three naves, the apse being flanked by apsidioles. The vaults are ribbed. Renaissance doorway and reclining statue in the Pinas Chapel. Manueline windows in the triforium and Manueline portal. On the north side a flamboyant Gothic doorway. Gargoyles on the flying buttresses and eaves of the terraced roof. Inside the Cathedral is an important reredos of the Coimbra Renaissance School (ascribed to Jean de Rouen).



TOWN HALL

THE CASTLE

12th-13th Century Keep. Splendid view of the surrounding countryside from an altitude of 1056 metres.

MISERICÓRDIA CHURCH


18th Century. Baroque altar and depressed arch over the choir. Tomb with 16th Century reclining statue.

ALAMEDA SANTO ANDRÉ

The fountain is a fine example of Rococo. Municipal swimming-pool. Heated and open the whole year round.



ALAMEDA SANTO ANDRÉ – FOUNTAIN



CATHEDRAL (INTERIOR)



KEEP



MISERICÓRDIA