

TOSHIBA

DESIGNER SERIES COMPONENTS

ST-335 AM/FM STEREO TUNER

SY-335 STEREO PREAMPLIFIER

SC-335 STEREO POWER AMPLIFIER

DESIGNER SELECTION SYSTEMS

DS-203/DS-202/DS-201

A Truly Unique Combination——

Elegant Musical Quality with Contemporary Decorator Styling

© beim Hersteller
Archiv Michael Otto



...In Touch with Tomorrow


DESIGNER SERIES COMPONENTS ST-335/SY-335/SC-335

Three High Quality Components Lending Themselves to Attractive Interior Decor

ST-335 AM/FM STEREO TUNER

- High-sensitivity for good reception even in weak-signal areas such as high-rise apartments and rural areas.
- Extra-large tuning knob with flywheel tuning mechanism for smooth, precise tuning.
- Beautifully-matched styling with SY-335/SC-335 for harmony in interior arrangements.
- Built-in air-check calibration for simplified tape recording set-up and operations.
- FM muting and mode switch for cutting tuning noise in good


- signal areas or taking advantage of full sensitivity for weak stations.
- Mirrored tuning scale for precise location and setting.
- Twin tuning meters for accurate tuning so important to quality reception, particularly in high-multipath effect areas such as mid-town locations.
- PLL (Phase Locked Loop) demultiplexer IC for maximum suppression of pilot tone and reduced stereo distortion. Controls the LED stereo indicator for positive indication of broadcast stereo reception.



SC-335 STEREO POWER AMPLIFIER

- Continuous power output of 40 Watts minimum rms per channel, both channels driven, into 8 Ohms from 20 to 20,000 Hertz with no more than 0.1% total harmonic distortion—a perfect blend of size, styling and power for the modern home.
- Double-pair speaker drive selection for a front panel choice of local, remote or both sets of speakers. There's an off position too for quiet headphone listening.
- Left/right output power meters, with range switching between

- 5 Watts full-scale and 100 Watts full-scale, let you monitor the level of all sounds reproduced by the speakers.
- Big 10,000 μF X2 filter capacitors cut residual noise and hum to inaudible levels and provide deep reserves of power for super-low frequency transients.
- Stereo headphone jack for private listening at any time of day or night.
- Decorator-matched styling with SY-335/ST-335



SY-335 STEREO PREAMPLIFIER

- Balanced, satin-finished design matched with ST-335/SC-335
- Tape monitoring/duplicating facilities so important to those who really enjoy capturing fine musical performances and forming their own musical libraries.
- Audio muting for instant volume-cut without disturbing the volume control setting. Just right for answering the door or telephone.
- Microphone mixing with separate level control to capture live, in home performances and for live disc-jockeying at parties.

- Built-in cutoff switch eliminates noise when microphone is not in use, even if still plugged-in.
- 41-position click-stop volume control for precise level setting with that professional feeling.
- Click-stop tone controls let you 'remember' correct settings and see if they've been disturbed since last setting.
- Loudness and mode switches for superior tone control. Lever-type controls provide visual indication of settings.



DESIGNER SELECTION SYSTEMS DS-203/DS-202/DS-201

Three ready-to-go combinations of Designer Series Components offering both individuality and great decor flexibility

DS-203 A Deluxe Designer Selection System with State of the Art Component Sound



Included Equipment:

- ST-335** Designer Series Stereo Tuner
- SC-335** Designer Series Stereo Power Amplifier
- SY-335** Designer Series Stereo Preamplifier
- SR-230** Auto-return Turntable
- PC-3460** "Easy-out" High Performance Stereo Cassette Tape Deck
- SS-335W** 3-way, 70-Watt Speaker Systems
- AR-335V** System Rack with Double Glass-doors

A fine stereo ensemble combining matched components in an elegant simulated rosewood rack with double glass-doors. A complete system that's suited to any modern living space, and offers the ultimate in component stereo performance at a reasonable cost.

SR-230 Auto-return Turntable—smooth belt-drive from a synchronous 4-pole motor, S-type statically-balanced tone arm with calibrated tracking force and anti-skating, heavy platter, auto cut/return operation and large, acoustic insulator feet for good anti-feedback characteristics.

PC-3460 "Easy-out" High Performance Stereo Cassette Tape Deck—Oil-damped easy-out cassette compartment/door, LED peak indicator, twin level meters, 3-position separate bias/equalization controls, Dolby* noise reduction system with MPX filter and Dolby* FM, plus full auto stop mechanism with cue/review operation.

DS-202 Free-standing Yet Compact Designer Selection System



Included Equipment:

- ST-335** Designer Series Stereo Tuner
- SC-335** Designer Series Stereo Power Amplifier
- SY-335** Designer Series Stereo Preamplifier
- SR-230** Auto-return Turntable
- PC-3460** "Easy-out" High Performance Stereo Cassette Tape Deck
- SS-X3** 2-way, 75-Watt Speaker Systems
- AR-225V** System Rack

Combined in a fine simulated walnut-grain cabinet, this grouping of Designer Series Components rivals the best systems available anywhere but, at a down-to-earth cost. A compact, independent Designer Selection System for true excellence of tone and matching with a wide variety of interior decoration schemes.

DS-201 The Same Fine Toshiba Quality and Craftsmanship

Included Equipment:

- ST-335** Designer Series Stereo Tuner
- SC-335** Designer Series Stereo Power Amplifier
- SY-335** Designer Series Stereo Preamplifier
- SR-230** Auto-return Turntable
- SS-X3** 2-way, 75-Watt Speaker Systems
- AR-225V** System Rack

PRINCIPAL SPECIFICATIONS:

ST-335 Stereo AM/FM Stereo Tuner

FM Usable Sensitivity: 11.2dBf (2.0µV)
50dB Quieting Sensitivity: Stereo 38.2dBf (45µV)
Mono 17.2dBf (4.0µV)

S/N Ratio: 65dB (Stereo)
73dB (Mono)

Distortion: 0.4% (Stereo)
0.2% (Mono)

Frequency Response: 30 to 15,000Hz ±1dB

Capture Ratio: 1.0dB

Selectivity: 60dB

Stereo Separation: 40dB at 1,000Hz

AM Sensitivity: 300µV/m

S/N Ratio: 45dB

Distortion: 1.0%

Power Required: 120V AC, 60Hz, 9 Watts

Dimensions(WxHxD): 420x96x257mm (16.5x3.8x10.1 inch)

Weight: 3.4kg (7.5 lbs.)

SC-335 Stereo Power Amplifier

Power Output: Continuous power output of 40 Watts per channel, minimum rms into 8 Ohms, both channels driven, from 20 to 20,000Hz with no more than 0.1% T.H.D.

Frequency Response: 5 to 80,000Hz ±1dB, 8 Ohms

Damping Factor: 25

Power Required: 120V AC, 60Hz, 190 Watts

Dimensions(WxHxD): 420x96x241mm (16.5x3.8x9.5 inch)

Weight: 6.1kg (13.4 lbs.)

SY-335 Stereo Preamplifier

Frequency Response: 20 to 40,000Hz ±1dB, tuner/tape/aux
30 to 15,000Hz ±0.5dB, RIAA phono

Total Harmonic Distortion: 0.1% or less

Tone Control Range: ±10dB Bass or Treble

Signal-to-Noise Ratio: Phono, 80dB (110mV)
Aux/Tape, 90dB

Phono Overload Level: 150mV rms at 1,000Hz

Power Required: 120V AC, 60Hz, 5 Watts

Dimensions(WxHxD): 420x96x241mm (16.5x3.8x9.5 inch)

Weight: 3.0kg (6.6 lbs.)

SR-230 Auto-return Turntable

Wow and Flutter: 0.09% wrms

S/N Ratio: 62dB (DIN B)

Motor/Drive: 4-pole synchronous/belt

Cartridge Type: C55M dual magnet

Power Required: 120V AC, 60Hz, 10 Watts

Dimensions(WxHxD): 448x145x357mm (17.6x5.7x14.1 inch)

Weight: 6.0kg (13.2 lbs.)

PC-3460 "Easy-out" High Performance Stereo Cassette Tape Deck

Wow and Flutter: 0.06% wrms

S/N Ratio: 67dB, Dolby* on, chrome tape

Frequency Response: 30 to 16,000Hz (±3dB), chrome tape
30 to 16,500Hz (±3dB), ferri chrome tape

Distortion: 1.0%

Separation: 40dB

Motor: DC Servo-controlled motor

Power Required: 120V AC, 60Hz, 10 Watts

Dimensions(WxHxD): 420x146x281mm (16.5x5.8x11.1 inch)

Weight: 5.4kg (11.9 lbs.)

SS-335W Speaker System

System: 3-way

Maximum Power: 70 Watts

Frequency Response: 30 to 20,000Hz

Speakers: 15-inch (38cm) woofer, 2.8-inch (7cm) tweeter,
4.7-inch (12cm) squawker

Dimensions(WxHxD): 440x720x377mm (17.3x28.3x14.8 inch)

Weight: 19kg (41.8 lbs.)

SS-X3 Speaker System

System: 2-way

Maximum Power: 75 Watts

Frequency Response: 55 to 19,000Hz

Speakers: 8-inch (20cm) woofer with heavy duty magnet,
4-inch (10cm) tweeter

Dimensions(WxHxD): 292x533x248mm (11.5x21x9.8 inch)

Weight: 9.1kg (20 lbs.)

AR-335V System Rack


Dimensions(WxHxD): 535x1,255x440mm (21.1x49.4x17.3 inch)

Weight: 41kg (90.2 lbs.)

AR-225V System Rack

Dimensions(WxHxD): 466x1,006x397mm (18.4x39.6x15.6 inch)

Weight: 18.4kg (40.5 lbs.)



Design and specifications are subject to change without notice.
Dolby* is the registered trademark of Dolby Laboratories.

TOSHIBA

...In Touch with Tomorrow

TOSHIBA AMERICA, INC.

280 Park Avenue, New York, N.Y. 10017

Los Angeles Branch: 19515 South Vermont Ave., Torrance, Calif. 90502

Chicago Branch: 2900 MacArthur Blvd., Northbrook, Illinois 60062

Dallas Branch: 3225 East Carpenter Freeway, Irving, Texas 75062