

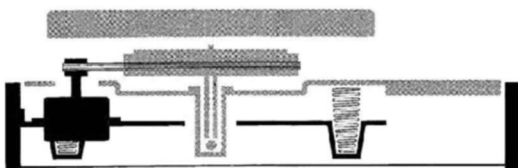
# Thorens TD125MkII Electronic Transcription Turntable



**THORENS**


The introduction of the new solid state control circuitry on the Thorens TD 125 Mk II Transcription Turntable has resulted in the complete elimination of the complex mechanical linkage associated with more conventional methods of speed control

The die-cast chassis carrying the turntable and tone arm is resiliently suspended from the main chassis on which is mounted the motor and electronic solid state control circuitry. This method of assembly results in complete isolation from motor vibrations and external shocks through the efficient filtering provided by the great inertia of the 7 kilogram (15 lbs) suspended chassis.



The acceleration clutch is a unique THORENS-feature. It prevents the belt from stretching, thus eliminating the chassis vibration during the starting period, and also reduces the starting time.

This new design results in the extremely low rumble figure of -68 dB as measured in accordance with DIN 45539 weighted standard.



#### Technical Data

Drive system:  
Speed control circuit:

electronically controlled 16 pole synchronous motor with belt drive  
solid state two phase Wien-bridge oscillator with two operational amplifiers (ICs) and two push-pull power stages  
Frequency alteration for electronic speed selection.

Record speeds:  
Fine speed adjustment:  
Speed control:

16 $\frac{2}{3}$ , 33 $\frac{1}{3}$  and 45 r.p.m.  
 $\pm 2\%$   
illuminated stroboscope

Turntable platter:  
Wow and Flutter:

non-magnetic zinc based alloy, 30 cm (12") diameter and 3.2 kg weight  
0,06 %, according to DIN 45507 weighted

Rumble unweighted:  
                  weighted:

-48 dB |  
-68 dB | according to DIN 45539

Power requirements:

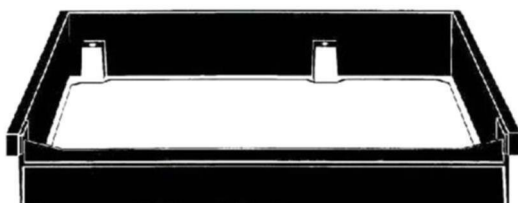
110 - 130 V |  
220 - 250 V | 50/60 Hz  
15 Watts

Nett weight:

14.5 kg (32 lbs)

Dimension (L x H x W):

44 x 12 x 34 cm (18" x 5" x 14")  
Length increased by 5 cm (2") when fitted with 12" tone arm



#### Available executions and accessories

**TD 125 Mk II** turntable with interchangeable blank wooden board for any optional tone arm, without base

**TD 125 Mk II A** turntable with integrated transcription tone arm TP16 and lowering device, without base

For both executions without base, TD 125 Mk II and TD 125 II A a **mounting frame CE 509** is available for easy mounting into cabinets

**TD 125 Mk II B** turntable with interchangeable blank wooden board for any optional tone arm, factory mounted on base

**TD 125 Mk II AB** integrated turntable complete with transcription tone arm TP16, lowering device and base.

A transparent **dust cover TX 25** is available for both executions on base TD 125 Mk II B and AB. It is supplied with a torsion bar hinge to be mounted onto the pre-drilled base.

## Tone arm TP 16

The mechanical parameters of the THORENS TP 16 tone arm have been specifically designed to match the requirements of the TD 125 Mk II spring suspension. The TP 16 tone arm is also dynamically balanced in the horizontal and vertical planes, what accounts for its great insensitivity to external shocks and acoustic feedback even when playing at the lowest possible tracking force.

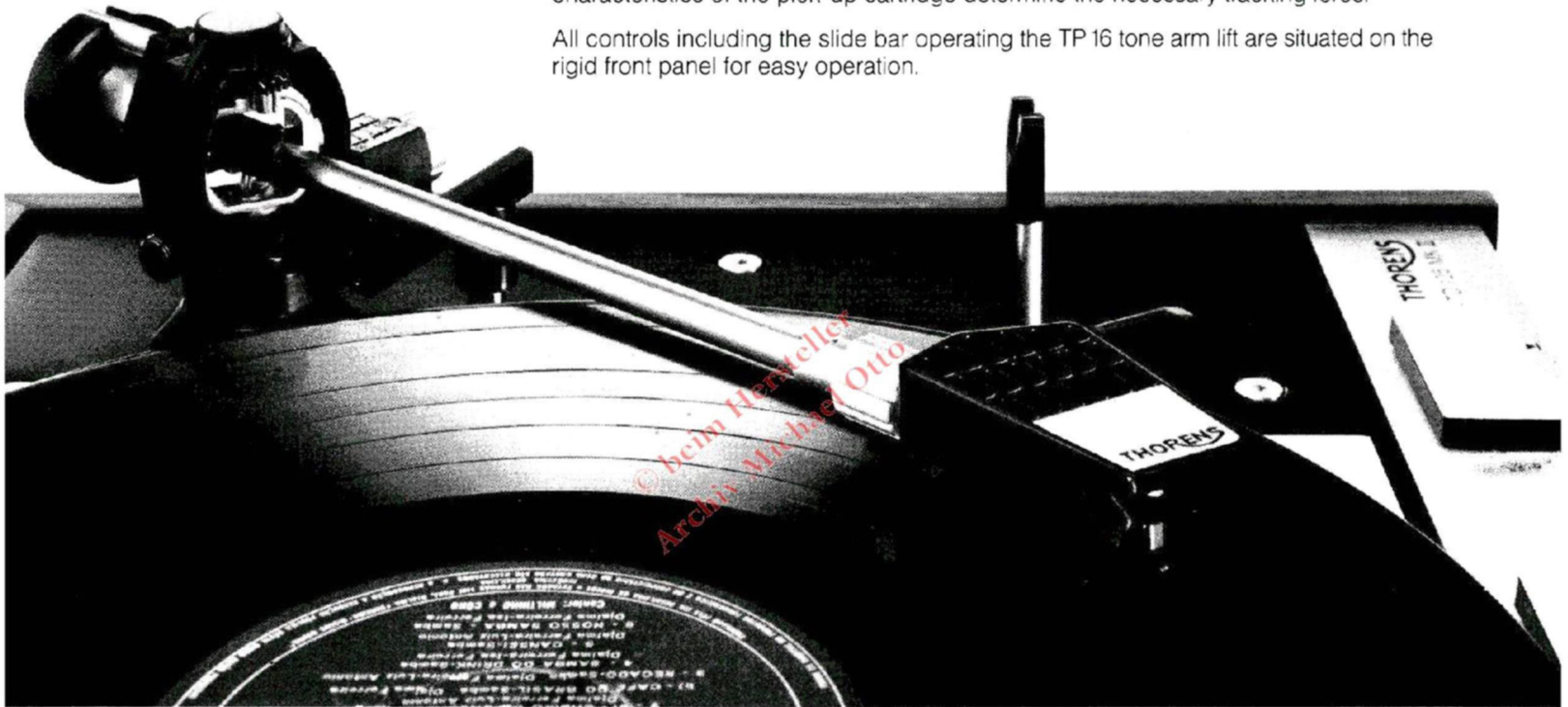
The distance of 230 mm between the stylus tip and the pivots is the optimum figure between the divergent requirements of a minimum horizontal tracking error and the lowest possible inertia.

The magnesium alloy plug-in shell TP 60 combines lowest inertia with maximum rigidity. The stylus overhang is adjustable for any cartridge with standard 1/2" fixing centers. Precision ball races at both the horizontal and vertical pivot points provide for minimum friction.

Adjustment of the stylus force is effected by means of a cam knob acting on a calibrated spring in determined steps.

The combination of the above mentioned features results in the fact that only the technical characteristics of the pick-up cartridge determine the necessary tracking force.

All controls including the slide bar operating the TP 16 tone arm lift are situated on the rigid front panel for easy operation.



Length (distance between stylus tip and vertical tone arm bearing):

230 mm (9.06")

Stylus overhang:


14.4 mm (0.55") adjustable.

Lateral tracking error:

less than 0.2°/cm of radius

Bearing friction:


less than 20 milligrams in both planes measured at the stylus tip.



The skating compensation is obtained without any friction by means of a sophisticated magnet bias compensator, calibrated for four different playing modes.

# THORENS

# Thorens TD125MkII Electronic Transcription Turntable



The introduction of a solid state control circuitry on the THORENS TD 125 Mk II transcription turntable has resulted in the complete elimination of the complex mechanical linkage associated with more conventional methods of speed control.

The synchronous drive motor is controlled by a Wien-Bridge two phase oscillator incorporating two operational amplifiers (ICs) and two push-pull power stages. The frequency of this oscillator may be altered in pre-determined steps thus varying the speed.

A variable potentiometer permits a fine frequency adjustment and alters the selected record speed about its means by  $\pm 2\%$  with the resultant speed variation viewable via the built-in illuminated stroboscope.

The oscillator feeds a 16 pole two phase synchronous motor and a rubber belt drives the heavy 3.2 kilogram (7 lbs) dynamically balanced die-cast turntable. The belt drive system incorporates an acceleration clutch.

**THORENS**