

Technics Hi-Fi Systems



SYSTEM Z15

SU-Z15

Stereo Integrated Amplifier

Hybrid IC circuitry gives you 20 W × 2 output. Compact design. Has midrange as well as treble and bass controls. Light-touch source selector buttons include aux/CD/video for Compact Disc player.

Continuous power output (both ch driven): 1kHz (8Ω), 2 × 20W; 40 Hz ~ 16 kHz (8Ω), 2 × 18W
THD (40Hz ~ 16kHz) at rated power: (8Ω) 0.8 %
Frequency response: Phono RIAA standard curve ±0.8dB; Tuner, aux, tape 5Hz ~ 80kHz (-3dB)
S/N ratio, rated power (4Ω, IHF A): Phono 71dB; Tuner, aux, tape 86dB
Power requirements: (AC) 240V, 50/60Hz
Power consumption: 115W
Dimensions: (W) 430 × (H) 86.5 × (D) 310mm
Weight: 3.3kg

ST-Z15L

FM/MW/LW Stereo Tuner

Stylish design with long linear dial scale and large flywheel assisted tuning knob. LED tuning and stereo indicators. Highly sensitive FM front end circuitry. Reliable IC AM section. Detachable AM loop antenna.

FM TUNER SECTION

Sensitivity: S/N 26dB, 75Ω, 0.9 μV
Selectivity: 65dB
THD: Mono 0.15%; stereo 0.3%
Frequency response: 20Hz ~ 15kHz, +0.5dB, -1.5dB

AM TUNER SECTION

Sensitivity: S/N 20dB, (MW) 20 μV
Selectivity: 27dB
Power requirements: (AC) 240V, 50/60Hz
Power consumption: 6W
Dimensions: (W) 430 × (H) 53 × (D) 220mm
Weight: 2.2kg

RS-M205

Soft-Touch Cassette Deck

Operation is fast and easy, thanks to soft-touch controls. Convenient functions include rewind auto-play, single-touch recording, and cue & review. Equipped with MX head for top performance from normal, CrO₂, and metal tape formulations. Dolby* B noise reduction.


*"Dolby" and the double D symbol are trademarks of Dolby Laboratories Licensing Corporation.


Wow and flutter: 0.05% (WRMS), ±0.14% (DIN)
Frequency response: Metal 20Hz ~ 17kHz, CrO₂ 20Hz ~ 16kHz, Normal 20Hz ~ 15kHz
S/N ratio: Dolby NR in 66dB (CCIR), Dolby NR out 56dB (signal level = max input level)
Power requirements: (AC) 240V, 50Hz
Power consumption: 10W
Dimensions: (W) 430 × (H) 122 × (D) 206mm
Weight: 3.9kg

SL-B210

Belt-Drive Semi-Automatic Turntable with Plug-in Connector System

Gimbal suspension, low-mass straight tonearm

is equipped with new world-standard  plug-in type cartridge. No setting up adjustment required. Tonearm returns automatically after play.

 is the standard mark for the plug-in connector system. Products carrying this mark are interchangeable and adaptable with each other.

Rumble: -70dB DIN B (IEC 98A weighted)
Frequency response: 20Hz ~ 10kHz, ±1dB
Power requirements: (AC) 240V, 50Hz
Power consumption: 2W
Dimensions: (W) 430 × (H) 93 × (D) 375mm
Weight: 3.3kg

SB-3110

2-Way Speaker System

Carefully selected speaker units assure balanced, natural sound quality. 23cm woofer and 5.5cm tweeter. Anti-resonant enclosure design.

Input power: 55W (music), 35W (DIN)
Impedance: 8Ω
Output level: 93dB/W (1m)
Frequency range: 45Hz ~ 25kHz (-16dB)
Crossover frequency: 4kHz
Dimensions: (W) 261 × (H) 488 × (D) 221mm
Weight: 4.5kg

HS-615A

Hi-Fi Cabinet

Dimensions: (W) 470 × (H) 825 × (D) 445mm




SYSTEM Z35

SU-Z35

Stereo Integrated Amplifier

New circuitry delivers 32W×2 output power. Handsome design features sliders and pushbuttons instead of protruding knobs. LED power meters. Program source indicators. Low-noise phono equalisation.



Continuous power output (both ch driven): 1kHz (8Ω), 2×32W; 40Hz~20kHz (8Ω), 2×30W
THD (40Hz~20kHz) at rated power: (8Ω) 0.03%
Frequency response: Phono RIAA standard curve ±0.8dB; Tuner, aux, tape 10Hz~80kHz (-3dB)
S/N ratio, rated power (4Ω, IHF A): Phono 72dB; Tuner, aux, tape 86dB
Power requirements: (AC) 240V, 50/60Hz
Power consumption: 260W
Dimensions: (W)430×(H)86×(D)240mm
Weight: 4.6kg

ST-Z35L

FM/MW/LW Stereo Tuner

Ultra-slim design with flywheel assisted knob and LED indicators for easy tuning. Highly sensitive FM circuitry. Reliable IC AM section. Detachable AM loop antenna.

FM TUNER SECTION

Sensitivity: S/N 26dB, 75Ω, 0.9μV
Selectivity: 65dB THD: Mono 0.15%; stereo 0.3%
Frequency response: 20Hz~15kHz, +0.5dB, -1.5dB

AM TUNER SECTION

Sensitivity: S/N 20dB; (MW) 20μV
Selectivity: 27dB
Power requirements: (AC) 240V, 50/60Hz
Power consumption: 6W
Dimensions: (W)430×(H)53×(D)220mm
Weight: 2.2kg

RS-M216

Soft-Touch FL Meter Cassette Deck

Soft-touch controls allow single-touch recording, direct mode switching from ff or rew to play, rewind auto-play, and cue & review operation. Includes peak-hold FL meters and metal compatible MX head.

Wow and flutter: 0.05% (WRMS), ±0.14% (DIN)
Frequency response: Metal 20Hz~17kHz, CrO₂ 20Hz~16kHz, Normal 20Hz~15kHz

S/N ratio: Dolby NR in 66dB (CCIR), Dolby NR out 56dB (signal level=max input level)
Power requirements: (AC) 240V, 50/60Hz
Power consumption: 10W
Dimensions: (W)430×(H)109×(D)233mm
Weight: 4.0kg

SL-B210

Belt-Drive Semi-Automatic Turntable with Plug-in Connector System

SB-3110

2-Way Speaker System

HS-615A

Hi-Fi Cabinet

Dimensions: (W)470×(H)825×(D)445mm



SYSTEM Z55

SU-Z55

Stereo Integrated Amplifier with Graphic Display

Powerful circuitry delivers 42W×2 output power in slim, attractive design. Control display has FL power level meters, tone setting, balance control, and loudness indication. Program source indicators show phono, tuner, aux/CD/video, as selected by large, square pushbuttons. Also features low-noise phono EQ circuitry, 2 tape monitors, main/remote speaker selectors.

Continuous power output (both ch driven): 1kHz (8Ω), 2×42W; 40Hz~20kHz (8Ω), 2×40W THD (40Hz~20kHz) at rated power: (8Ω) 0.03%
Frequency response: Phono RIAA standard curve ±0.8dB; Tuner, aux, tape 10Hz~80kHz (-3dB)
S/N ratio, rated power (4Ω, IHF A): Phono 75dB; Tuner, aux, tape 86dB
Power requirements: (AC) 240V, 50/60Hz
Power consumption: 310W
Dimensions: (W)430×(H)86×(D)240mm
Weight: 5.1kg

ST-Z35L

FM/MW/LW Stereo Tuner


RS-M229X

dbx-Equipped Soft-Touch Cassette Deck

dbx* eliminates noise and raises dynamic range to 110dB at 1kHz. Dolby B NR assures compatibility with other decks and prerecorded tapes. Comfortable soft-touch controls give convenience of one-touch recording, rewind auto-play, cue & review. Also has FL meters with peak hold, 3-position tape selector.

*dbx is a registered trademark of dbx Inc.

Wow and flutter: 0.05% (WRMS), ±0.14% (DIN)
Frequency response: Metal 20Hz~17kHz, CrO₂ 20Hz~16kHz, Normal 20Hz~15kHz
S/N ratio: Dolby NR in 66dB (CCIR), Dolby NR out 56dB (signal level=max input level)
Power requirements: (AC) 240V, 50/60Hz
Power consumption: 12W
Dimensions: (W)430×(H)109×(D)233mm
Weight: 4kg



SL-Q210

Quartz Direct Drive Semi-Automatic Turntable with TAD Plug-in Connector System

Comes equipped with high performance TAD plug-in cartridge. Quartz phase-locked DD motor

reduces wow & flutter to 0.025% WRMS; rumble -78dB (DIN B). Gimbal suspension straight low-mass tonearm. Automatic tonearm return.

Rumble: -78dB DIN B (IEC 98A weighted)
Frequency response: 20Hz~10kHz, ±1dB
Power requirements: (AC) 240V, 50Hz
Power consumption: 4.5W
Dimensions: (W)430×(H)100×(D)375mm
Weight: 4.4kg

SB-3130

3-Way Speaker System

Advanced speaker units raise power handling ability. Employs 23cm woofer, edgeless tweeter, and dome-type super tweeter. Detachable grille.

Input power: 80W (music), 50W (DIN)
Impedance: 8Ω
Output level: 89dB/W (1m)
Frequency range: 40Hz~27kHz (-16dB)
Crossover frequency: 2.6kHz, 10kHz
Dimensions: (W)261×(H)515×(D)221mm
Weight: 6.0kg

HS-645A

Hi-Fi Cabinet

Dimensions: (W)470×(H)860×(D)445mm

SH-8045

Stereo Graphic Equalizer (Optional Accessory)



SYSTEM Z75

SU-Z55

Stereo Integrated Amplifier with Graphic Display

ST-Z55L

Quartz Synthesizer FM/MW/LW Digital Tuner

Large, square preset pushbuttons select total of 16 FM and AM stations in Random Access Memory. Quartz synthesizer circuitry assures accurate, drift-free tuning. FL display shows received frequency and preset channel number. Includes FM frequency shift switch, 3-LED signal strength readout, Auto-Scan and Auto Memory.

FM TUNER SECTION

Sensitivity: S/N 26dB, 75Ω, 0.9μV Selectivity: 65dB THD: Mono 0.08%; stereo 0.15% Frequency response: 20Hz~15kHz, +0.5dB, -1.5dB

AM TUNER SECTION

Sensitivity: S/N 20dB; (MW) 20μV Selectivity: 55dB Power requirements: (AC) 240V, 50/60Hz Power consumption: 8W Dimensions: (W)430×(H)53×(D)245mm Weight: 2.4kg

RS-M233X

dbx/Dolby B-C NR, Soft-Touch Control Cassette Deck

dbx expands tape's dynamic range up to 110dB (at 1kHz, CrO₂). Dolby B and C NR are also included for compatibility. Built-in dbx-disc decoder adds extra hi-fi value. FL meters with peak-hold.


Soft-touch controls allow rewind auto-play, cue & review, and single-touch recording. Metal compatible MX head. Mic/line, auto input selector.

Wow and flutter: 0.048% (WRMS), ±0.14% (DIN)

Frequency response: Metal 20Hz~19kHz, CrO₂ 20Hz~18kHz, Normal 20Hz~17kHz S/N ratio: dbx in 92dB, Dolby C NR in 75dB (CCIR), Dolby B NR in 67dB (CCIR), Dolby NR out 57dB (signal level = max input level) Power requirements: (AC) 240V, 50/60Hz Power consumption: 11W Dimensions: (W)430×(H)109×(D)235mm Weight: 4.4kg

SL-Q210

Quartz Direct Drive Semi-Automatic Turntable with **TAD** Plug-in Connector System



SB-3150

3-Way Speaker System

High power handling and smooth, natural sound quality. 3-Way, acoustic suspension system employs 23cm woofer, edgeless tweeter, and dome-type super tweeter. Anti-resonant enclosure construction prevents coloration.

Input power: 80W (music), 50W (DIN) Impedance: 8Ω Output level: 89dB/W (1m) Frequency range: 38Hz~27kHz (-16dB) Crossover frequency: 2kHz, 10kHz Dimensions: (W)292×(H)555×(D)221mm Weight: 6.7kg

HS-665A

Hi-Fi Cabinet

Dimensions: (W)470×(H)865×(D)445mm

SH-8045

Stereo Graphic Equalizer (Optional Accessory)



315
series



TYPE 10

SA-K6L

FM/MW/LW Stereo Cassette Receiver

Powerful hybrid IC amplifier circuitry delivers 22W×2 output. FM tuning is easy with vertical dial scale and tuning indicator. Feather-touch cassette deck controls permit direct mode switching. Press play button twice for repeat play of tape. Convenient recording functions include automatic spacing and re-recording standby. Used with the SL-3, synchro-recording lets you control everything from the turntable when making tapes of records.



AMPLIFIER SECTION

Continuous power output (both ch driven): 1kHz (8Ω), 2×22W; 20Hz~20kHz (8Ω), 2×20W
THD (20Hz~20kHz) at rated power: (8Ω) 0.4%
Frequency response: Phono RIAA standard curve ±1dB; Aux 10Hz~45kHz (-3dB); Mic 20Hz~15kHz (-3dB) **S/N ratio, power (8Ω, IHF A):** Phono 72dB; Aux 84dB; Mic 70dB

FM TUNER SECTION

Sensitivity: S/N 26dB, 75Ω, 0.9μV **Selectivity:** 60dB

AM TUNER SECTION

Sensitivity: S/N 20dB; (MW) 20μV **Selectivity:** (MW) 27dB

CASSETTE DECK SECTION


Wow and flutter: 0.05% (WRMS), ±0.14% (DIN)
Frequency response: Metal 20Hz~17kHz, CrO₂ 20Hz~16kHz, Normal 20Hz~15kHz **S/N ratio:** Dolby NR in 66dB (CCIR), Dolby NR out 56dB (signal level = max recording level)

GENERAL

Power requirements: (AC) 240V, 50/60Hz
Power consumption: 205W **Dimensions:** (W)315×(H)103×(D)342mm **Weight:** 6.9kg

SL-3

Belt-Drive Linear Tracking Turntable


Completely automatic including disc size and speed selection. Linear tracking tonearm is equipped with  plug-in connector cartridge.

Rumble: -70dB DIN B (IEC 98A weighted)
Frequency response: 20Hz~10kHz, ±1dB **Power requirements:** (AC) 240V, 50Hz **Power consumption:** 7W **Dimensions:** (W) 315×(H)88×(D)315mm **Weight:** 3.2kg

SB-F5

2-Way Linear Phase Speaker System

Linear Phase design means more accurate reproduction of the original waveform. 18cm woofer; sectoral radial horn tweeter; slit bass reflex port.



Input power: 70W (music), 35W (DIN)
Impedance: 8Ω **Output level:** 90dB/W (1m)
Frequency range: 52Hz~24kHz (-16dB)
Crossover frequency: 6kHz **Dimensions:** (W)200×(H)321×(D)202mm **Weight:** 3.1kg

Please note, copying of pre-recorded material may infringe the rights of others.

315
series



This photo shows TYPE 20. TYPE 20E is available with SH-E5 Graphic Equalizer.

TYPE 20/E

SU-3 Direct

Stereo Integrated Amplifier

20W×2 output power is delivered by advanced hybrid IC circuitry boasting high efficiency and low distortion. Super Bass function automatically improves low range output from speakers. Sliding volume control. Pushbutton selectors. Electronic protection circuitry.

Continuous power output (both ch driven): 1kHz (8Ω), 2×20W; 40Hz~20kHz (8Ω), 2×18W THD (40Hz~20kHz) at rated power: (8Ω) 0.8%
Frequency response: Phono RIAA standard curve ±0.8dB; Tuner, aux, tape 10Hz~60kHz (-3dB)
S/N ratio, rated power (8Ω, IHF A): Phono 68dB; Tuner, aux, tape 92dB
Power requirements: (AC) 240V, 50/60Hz
Power consumption: 93W
Dimensions: (W)315×(H)50×(D)248mm
Weight: 3.1kg

ST-3L Direct

FM/MW/LW Stereo Tuner

Gyro-touch tuning knob and LED dial pointer make it easy to find your favourite stations. Also has tuning indicator and built-in ferrite bar antenna.

FM TUNER SECTION

Sensitivity: S/N 26dB, 75Ω, 0.9μV
Selectivity:

65dB THD: Mono 0.15%; Stereo 0.3%
Frequency response: 20Hz~15kHz, +0.5dB, -1.5dB

AM TUNER SECTION

Sensitivity: S/N 20dB; (MW) 20μV
Selectivity: 27dB
Power requirements: (AC) 240V, 50/60Hz
Power consumption: 6W
Dimensions: (W)315×(H)50×(D)250mm
Weight: 1.4kg

RS-5 Direct

Soft-Touch Cassette Deck

Convenient to use, thanks to auto-tape selector, soft-touch controls, rewind auto-play, one-touch recording, and cue & review. Has metal compatible MX head, FL meters with peak hold, and Dolby B noise reduction.

Wow and flutter: 0.05% (WRMS), ±0.14% (DIN)
Frequency response: Metal 20Hz~17kHz, CrO₂ 20Hz~16kHz, Normal 20Hz~15kHz
S/N ratio: Dolby NR in 67dB (CCIR), Dolby NR out 57dB (signal level = max input level)
Power requirements: (AC) 240V, 50Hz
Power consumption: (W)315×(H)124×(D)248mm
Weight: 3.2kg

SL-3

Belt-Drive Linear Tracking Turntable

SB-F5

2-Way Linear Phase Speaker System

SH-721

Desk-Top Audio Rack

Direct Connector

Components having the Direct Connector symbol Direct have flip-up plugs that allow direct audio connections when units are stacked in the correct sequence. No audio cables are necessary, so connection is fast and there is little chance of mistakes. All conventional rear-panel jacks and terminals are also provided to allow alternative combinations.



315
series



This photo shows TYPE 30E. TYPE 30 is available without SH-E5 Graphic Equalizer.

TYPE 30/E

SU-3 Direct
Stereo Integrated Amplifier

ST-3L Direct
FM/MW/LW Stereo Tuner

RS-1W Direct
High-Speed Dubbing Double Cassette Deck

High-speed dubbing saves time when making tape copies. High performance AX (amorphous) heads are used for both TAPE 1 (playback only) and TAPE 2 (record and playback).



Other features include Music Select on TAPE 1, soft-touch controls, auto tape selectors, and automatic recording level adjustment and mic mix with level control.


Wow and flutter: 0.048% (WRMS), $\pm 0.14\%$ (DIN) **Frequency response:** Metal 20Hz~19kHz, CrO₂ 20Hz~18kHz, Normal 20Hz~17kHz **S/N ratio:** Dolby NR in 67dB (CCIR), Dolby NR out 57dB (signal level = max input level) **Power requirements:** (AC) 240V, 50/60Hz **Power consumption:** 12W **Dimensions:** (W)315×(H)116×(D)234mm **Weight:** 4.6kg

SL-3
Belt-Drive Linear Tracking Turntable

SB-F5
2-Way Linear Phase Speaker System

SH-721
Desk-Top Audio Rack

SH-E5 Direct
Stereo Graphic Equalizer (Option)
Allows independent control over 12 bands from 16Hz through to 32kHz. Equalizer position switch for applying equalization before and/or after recording. Slide pots have coloured indicators.



Please note, copying of pre-recorded material may infringe the rights of others.

315
series



This photo shows TYPE 40E. TYPE 40 is available without SH-E5 Graphic Equalizer.

TYPE 40/E

SU-5 Direct

Stereo Integrated Amplifier

SLPT Super Linear Power Transistors contribute to powerful 30W×2 output. Features Super Bass for more dramatic low range response from speaker system. Convenient volume slider control and pushbutton selectors.



Continuous power output (both ch driven): 1kHz (8Ω), 2×30W; 20Hz~20kHz (8Ω), 2×25W
THD (20Hz~20kHz) at rated power: (8Ω) 0.03%
Frequency response: Phono RIAA standard curve ±0.8dB; Tuner, aux, tape 10Hz~60kHz (-3dB)
S/N ratio, rated power (4Ω, IHF A): Phono 74dB; Tuner, aux, tape 84dB
Power requirements: (AC) 240V, 50/60Hz
Power consumption: 190W
Dimensions: (W)315×(H)50×(D)290mm
Weight: 4kg

ST-5L Direct

Quartz Synthesizer Digital/Analog Tuner

Precision quartz synthesizer circuitry brings in all available stations with accurate, drift-free reception. 16-station Random Access memory allows presetting of stations in any order, regardless of band. Digital readout and analog dial scale. Convenient Auto-Scan and Auto-Memory.

FM TUNER SECTION

Sensitivity: S/N 26dB, 75Ω, 0.9μV
Selectivity: 65dB THD: Mono 0.08%; stereo 0.15%
Frequency response: 20Hz~15kHz, +0.5dB, -1.5dB

AM TUNER SECTION

Sensitivity: S/N 20dB; (MW) 0.9μV
Selectivity: 55dB
Power requirements: (AC) 240V, 50/60Hz
Power consumption: 9W
Dimensions: (W)315×(H)50×(D)244mm
Weight: 2.0kg

RS-8R Direct

dbx/Dolby NR Auto-Reverse Cassette Deck

Enjoy auto-reverse convenience and an ultra-compact deck. Plays both sides of a cassette automatically. 2+1 motor system with micro-processor logic control for extra convenience. dbx noise reduction, AX (amorphous) head, music repeat, blank skip, music select, auto rec pause, LED meter, and running indicator.

Wow and flutter: 0.05% (WRMS), ±0.14% (DIN)
Frequency response: Metal 20Hz~17kHz, CrO₂ 20Hz~17kHz, Normal 20Hz~16kHz
S/N ratio: dbx in 92dB, Dolby NR in 67dB (CCIR), Dolby NR out 57dB (signal level = max input level)
Power requirements: (AC) 240V, 50/60Hz
Power consumption: 12W
Dimensions: (W)315×(H)98.9×(D)239mm
Weight: 3.8kg

SL-5

Direct Drive Linear Tracking Turntable

Simply put on a record and press the start button. Operation is completely automatic including disc size and speed selection. Linear tracking tonearm assures accurate record reproduction. Equipped with plug-in cartridge.

Rumble: -78dB DIN B (IEC 98A weighted)
Frequency response: 20Hz~10kHz, ±1dB
Power requirements: (AC) 240V, 50/60Hz
Power consumption: 10W
Dimensions: (W)315×(H)88×(D)315mm
Weight: 4.4kg

SB-F5

2-Way Linear Phase Speaker System

SH-721

Desk-Top Audio Rack

315
series



This photo shows TYPE 50E. TYPE 50 is available without SH-E5 Graphic Equalizer.

TYPE 50/E

SU-7 Direct

New Class A Integrated Amplifier

Enjoy 50W×2 output power from advanced New Class A circuitry; Synchro-Bias eliminates switching and crossover distortion. Super Bass switch gives you greatly improved low range response. Large peak meters show instantaneous output power. All pushbutton and slider operated. Electronic protection circuitry with LED safety indicator.

Continuous power output (both ch driven): 1kHz (8Ω), 2×50W; 20Hz~20kHz (8Ω), 2×50W THD (20Hz~20kHz) at rated power: (8Ω) 0.03% **Frequency response:** Phono RIAA standard curve ±0.8dB; Tuner, aux, tape 10Hz~100kHz (-3dB) **S/N ratio, rated power (4Ω, IHF A):** Phono 79dB; Tuner, aux, tape 88dB **Power requirements:** (AC) 240V, 50/60Hz **Power consumption:** 400W **Dimensions:** (W)315×(H)98.9×(D)248mm **Weight:** 5.6kg

ST-5L Direct


Quartz Synthesizer Digital-Analog Tuner

RS-8R Direct

dbx/Dolby NR Auto-Reverse Cassette Deck

SL-6 Programmable Direct Drive Linear Tracking Turntable

Play tracks in any selected order. Linear tracking tonearm eliminates tracking error and skating. Equipped with **TAD** plug-in connector cartridge. Low wow & flutter. TNRC cabinet stops acoustic feedback.



Microcomputer

Rumble: -78dB DIN B (IEC 98A weighted) **Frequency response:** 20Hz~10kHz, ±1dB **Power requirements:** (AC) 240V, 50/60Hz **Power consumption:** 11W **Dimensions:** (W)315×(H)88×(D)315mm **Weight:** 4.7kg

SB-X100

3-Way Honeycomb Disc Speaker System

Technics original Honeycomb Disc speaker units are used for woofer, midrange, and tweeter, to enjoy amazingly accurate musical reproduction. Thermal relay protection.

Input power: 100W (music), 50W (DIN) **Impedance:** 8Ω **Output level:** 90dB/W (1m) **Frequency range:** 47Hz~35kHz (-16dB) **Crossover frequency:** 2kHz, 4.5kHz **Dimensions:** (W)223×(H)372×(D)207mm **Weight:** 5.3kg

SH-721

Desk-Top Audio Rack

Technics

National Panasonic (U.K.) Ltd.

Technics, Panasonic and National are the brand names of Matsushita Electric

Head Office and Sales Promotion Department:
300-318 Bath Road, Slough, Berks SL1 6JB Tel: Slough 34522 Telex: 847652
Southern and South Western Trade Sales, Service and Distribution:
308-318 Bath Road, Slough, Berks SL1 6JB Tel: Slough 34522 Telex: 847652
Midland Trade Sales and Distribution Centre:
Dodswell Road, Dodswell Bridge Trading Estate,
Hinckley, Leicestershire. Tel: 0455-635452.

Northern Trade Sales and Distribution Centre:
Don Pedro Avenue, Normanton Trading Estate, Normanton, Wakefield, West Yorkshire
Tel: Wakefield 890980 Telex: 557689

Scotland Trade Sales and Distribution Centre:
4 Maxwell Square, Brucefield Industrial Estate, Livingston, Lothian Tel: 0506-415041

Trade Descriptions Act 1968

National Panasonic U.K. Ltd., reserves the right to change the design and specifications of goods without notice. Descriptions in this catalogue are correct at the time of going to press but are subject to alteration. Details of any changes will be available on request.

Subject to change without notice.

Produced by Paul Veasey Associates London E.C.1 Printed in U.K.

www.hifengine.com

scans von Michael-Otto