


Technics

Hi-Fi Component System



SYSTEM Z15

SU-Z15

Stereo Integrated Amplifier

Hybrid IC circuitry gives you 20 W × 2 output. Compact design. Has midrange as well as treble and bass controls. Light-touch source selector buttons include aux/CD/video for Compact Disc player.

Continuous power output (both ch driven):

1kHz (8Ω), 2 × 20W; 40 Hz ~ 16 kHz (8Ω), 2 × 18W

THD at 1kHz (-3dB): (8Ω) 0.05%

Frequency response: Phono RIAA standard curve

±0.8dB; Tuner, aux, tape 5Hz ~ 80kHz (-3dB)

S/N ratio, rated power (4Ω, IHF A): Phono 71dB;

Tuner, aux, tape 86dB Power requirements: (AC)

240V, 50/60Hz Power consumption: 115W Dimensions:

(W) 430×(H)86.5×(D)310mm Weight: 3.3kg

ST-Z15L

FM/MW/LW Stereo Tuner

Stylish design with long linear dial scale and large flywheel assisted tuning knob. LED tuning and stereo indicators. Highly sensitive FM front end circuitry. Reliable IC AM section. Detachable AM loop antenna.

FM TUNER SECTION

Sensitivity: S/N 26dB, 75Ω, 0.9 μV Selectivity:

65dB THD: Mono 0.15%; stereo 0.3% Frequency

response: 20Hz ~ 15kHz, +0.5dB, -1.5dB

AM TUNER SECTION

Sensitivity: S/N 20dB, (MW) 20 μV Selectivity:

27dB Power requirements: (AC) 240V, 50/60Hz

Power consumption: 6W Dimensions: (W)430×

(H)53×(D)220mm Weight: 2.2kg

RS-M205

Soft-Touch Cassette Deck

Operation is fast and easy, thanks to soft-touch controls. Convenient functions include rewind auto-play, single-touch recording, and cue & review. Equipped with MX head for top performance from normal, CrO₂, and metal tape formulations. Dolby* B noise reduction.

*"Dolby" and the double D symbol are trademarks of Dolby Laboratories Licensing Corporation.

Wow and flutter: 0.05% (WRMS), ±0.14% (DIN)

Frequency response: Metal 20Hz~17kHz, CrO₂

20Hz~16kHz, Normal 20Hz~15kHz S/N ratio: Dolby

NR in 66dB (CCIR), Dolby NR out 56dB (signal level=

max input level) Power requirements: (AC) 240V,


50Hz Power consumption: 10W Dimensions:


(W)430×(H)122×(D)206mm Weight: 3.9kg

SL-B210

Belt-Drive Semi-Automatic Turntable with Plug-in Connector System

Gimbal suspension, low-mass straight tonearm

is equipped with new world-standard  plug-in type cartridge. No setting up adjustment required. Tonearm returns automatically after play.

 is the standard mark for the plug-in connector system. Products carrying this mark are interchangeable and adaptable with each other.

Rumble: -70dB DIN B (IEC 98A weighted)

Frequency response: 20Hz~10kHz, ±1dB Power

requirements: (AC) 240V, 50Hz Power

consumption: 2W Dimensions: (W)430×(H)93×

(D) 375mm Weight: 3.3kg

SB-3110

2-Way Speaker System

Carefully selected speaker units assure balanced, natural sound quality. 23cm woofer and 5.5cm tweeter. Anti-resonant enclosure design.

Input power: 55W (music), 35W (DIN)

Impedance: 8Ω Output level: 93dB/W (1m)

Frequency range: 45Hz ~ 25kHz (-16dB)

Crossover frequency: 4kHz Dimensions: (W)261×

(H)488×(D)221mm Weight: 4.5kg

HS-615A

Hi-Fi Cabinet

Dimensions: (W)470×(H)825×(D)445mm

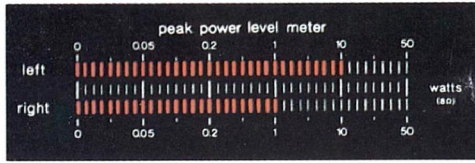


SYSTEM Z35

SU-Z35

Stereo Integrated Amplifier

New circuitry delivers 32W×2 output power. Handsome design features sliders and pushbuttons instead of protruding knobs. LED power meters. Program source indicators. Low-noise phono equalisation.



Continuous power output (both ch driven):

1kHz (8Ω), 2×32W; 40Hz~20kHz (8Ω), 2×30W
THD (40Hz~20kHz) at rated power: (8Ω) 0.03%
Frequency response: Phono RIA A standard curve
±0.8dB; Tuner, aux, tape 10Hz~80kHz (-3dB)
S/N ratio, rated power (4Ω, IHF A): Phono 72dB;
Tuner, aux, tape 86dB Power requirements: (AC)
240V, 50/60Hz Power consumption: 260W
Dimensions: (W)430×(H)86×(D)240mm
Weight: 4.6kg

ST-Z35L

FM/MW/LW Stereo Tuner

Ultra-slim design with flywheel assisted knob and LED indicators for easy tuning. Highly sensitive FM circuitry. Reliable IC AM section. Detachable AM loop antenna.

FM TUNER SECTION

Sensitivity: S/N 26dB, 75Ω, 0.9μV Selectivity:
65dB THD: Mono 0.15%; stereo 0.3% Frequency
response: 20Hz~15kHz, +0.5dB, -1.5dB

AM TUNER SECTION

Sensitivity: S/N 20dB; (MW) 20μV Selectivity:
27dB Power requirements: (AC) 240V, 50/60Hz
Power consumption: 6W Dimensions: (W)430×
(H)53×(D)220mm Weight: 2.2kg

RS-M216

Soft-Touch FL Meter Cassette Deck

Soft-touch controls allow single-touch recording, direct mode switching from ff or rew to play, rewind auto-play, and cue & review operation. Includes peak-hold FL meters and metal compatible MX head.

Wow and flutter: 0.05% (WRMS), ±0.14% (DIN)

Frequency response: Metal 20Hz~17kHz, CrO₂
20Hz~16kHz, Normal 20Hz~15kHz

S/N ratio: Dolby NR in 66dB (CCIR), Dolby NR out
56dB (signal level=max input level) Power
requirements: (AC) 240V, 50/60Hz Power consumption:
10W Dimensions: (W)430×(H)109×(D)233mm
Weight: 4.0kg

SL-B210

Belt-Drive Semi-Automatic Turntable with Plug-in Connector System

SB-3110

2-Way Speaker System

HS-615A

Hi-Fi Cabinet

Dimensions: (W)470×(H)825×(D)445mm



SYSTEM Z55

SU-Z55

Stereo Integrated Amplifier with Graphic Display

Powerful circuitry delivers 42W×2 output power in slim, attractive design. Control display has FL power level meters, tone setting, balance control, and loudness indication. Program source indicators show phono, tuner, aux/CD/video, as selected by large, square pushbuttons. Also features low-noise phono EQ circuitry, 2 tape monitors, main/remote speaker selectors.

Continuous power output (both ch driven): 1kHz (8Ω), 2×42W; 40Hz~20kHz (8Ω), 2×40W **THD** (40Hz~20kHz) at rated power: (8Ω) 0.03%
Frequency response: Phono RIAA standard curve ±0.8dB; Tuner, aux, tape 10Hz~80kHz (-3dB)
S/N ratio, rated power (4Ω, IHF A): Phono 75dB; Tuner, aux, tape 86dB **Power requirements:** (AC) 240V, 50/60Hz **Power consumption:** 310W
Dimensions: (W)430×(H)86×(D)240mm
Weight: 5.1kg

ST-Z35L

FM/MW/LW Stereo Tuner


RS-M229X

dbx-Equipped Soft-Touch Cassette Deck

dbx* eliminates noise and raises dynamic range to 110dB at 1kHz. Dolby B NR assures compatibility with other decks and prerecorded tapes.

Comfortable soft-touch controls give convenience of one-touch recording, rewind auto-play, cue & review. Also has FL meters with peak hold, 3-position tape selector.

*dbx is a registered trademark of dbx Inc.



Wow and flutter: 0.05% (WRMS), ±0.14% (DIN)
Frequency response: Metal 20Hz~17kHz, CrO₂ 20Hz~16kHz, Normal 20Hz~15kHz **S/N ratio:** Dolby NR in 66dB (CCIR), Dolby NR out 56dB (signal level = max input level) **Power requirements:** (AC) 240V, 50/60Hz **Power consumption:** 12W **Dimensions:** (W)430×(H)109×(D)233mm **Weight:** 4kg

SL-Q210

Quartz Direct Drive Semi-Automatic Turntable with TAD Plug-in Connector System

Comes equipped with high performance TAD plug-in cartridge. Quartz phase-locked DD motor

reduces wow & flutter to 0.025% WRMS; rumble -78dB (DIN B). Gimbal suspension straight low-mass-tonearm. Automatic tonearm return.

Rumble: -78dB DIN B (IEC 98A weighted) **Frequency response:** 20Hz~10kHz, ±1dB **Power requirements:** (AC) 240V, 50Hz **Power consumption:** 4.5W **Dimensions:** (W)430×(H)100×(D)375mm **Weight:** 4.4kg

SB-3130

3-Way Speaker System

Advanced speaker units raise power handling ability. Employs 23cm woofer, edgeless tweeter, and dome-type super tweeter. Detachable grille.

Input power: 80W (music), 50W (DIN) **Impedance:** 8Ω
Output level: 89dB/W (1m) **Frequency range:** 40Hz~27kHz (-16dB) **Crossover frequency:** 2.6kHz, 10kHz
Dimensions: (W)261×(H)515×(D)221mm **Weight:** 6.0kg

HS-645A

Hi-Fi Cabinet

Dimensions: (W)470×(H)860×(D)445mm

SH-8045

Stereo Graphic Equalizer

(Optional Accessory)



SYSTEM Z75

SU-Z55

Stereo Integrated Amplifier with Graphic Display

ST-Z55L

Quartz Synthesizer FM/MW/LW Digital Tuner

Large, square preset pushbuttons select total of 16 FM and AM stations in Random Access Memory. Quartz synthesizer circuitry assures accurate, drift-free tuning. FL display shows received frequency and preset channel number. Includes FM frequency shift switch, 3-LED signal strength readout, Auto-Scan and Auto Memory.

FM TUNER SECTION

Sensitivity: S/N 26dB, 75 Ω , 0.9 μ V Selectivity: 65dB THD: Mono 0.08%; stereo 0.15% Frequency response: 20Hz~15kHz, +0.5dB, -1.5dB

AM TUNER SECTION

Sensitivity: S/N 20dB; (MW) 20 μ V Selectivity: 55dB Power requirements: (AC) 240V, 50/60Hz Power consumption: 8W Dimensions: (W)430 \times (H)53 \times (D)245mm Weight: 2.4kg

RS-M233X

dbx/Dolby B-C NR, Soft-Touch Control Cassette Deck

dbx expands tape's dynamic range up to 110dB (at 1kHz, CrO₂). Dolby B and C NR are also included for compatibility. Built-in dbx-disc decoder adds extra hi-fi value. FL meters with peak-hold.

Soft-touch controls allow rewind auto-play, cue & review, and single-touch recording. Metal compatible MX head. Mic/line auto input selector.

Wow and flutter: 0.048% (WRMS), \pm 0.14% (DIN)

Frequency response: Metal 20Hz~19kHz, CrO₂ 20Hz~18kHz, Normal 20Hz~17kHz S/N ratio: dbx in 92dB, Dolby C NR in 75dB (CCIR), Dolby B NR in 67dB (CCIR), Dolby NR out 57dB (signal level = max input level) Power requirements: (AC) 240V, 50/60Hz Power consumption: 11W

Dimensions: (W)430 \times (H)109 \times (D)235mm Weight: 4.4kg

SL-Q210

Quartz Direct Drive Semi-Automatic Turntable with TAD Plug-in Connector System



SB-3150

3-Way Speaker System

High power handling and smooth, natural sound quality. 3-Way, acoustic suspension system employs 23cm woofer, edgeless tweeter, and dome-type super tweeter. Anti-resonant enclosure construction prevents coloration.

Input power: 80W (music), 50W (DIN) Impedance: 8 Ω Output level: 89dB/W (1m) Frequency range: 38Hz~27kHz (-16dB) Crossover frequency: 2kHz, 10kHz Dimensions: (W)292 \times (H)555 \times (D)221mm Weight: 6.7kg

HS-665A

Hi-Fi Cabinet

Dimensions: (W)470 \times (H)865 \times (D)445mm

SH-8045

Stereo Graphic Equalizer

(Optional Accessory)



SYSTEM 111

SA-110L FM/MW/LW Stereo Receiver

Combines sleek styling with sophisticated circuitry to offer outstanding value. Sound is rich and well balanced even at high volume levels thanks to the output power of $20W \times 2$. A horizontally mounted flywheel-assisted gyro-touch knob is employed along with tuning LEDs.

Other advanced features include slide-type volume control, bass and treble tone controls, reliable protection circuitry and easy-connection type speaker terminals.

AMPLIFIER SECTION

Continuous power output (both ch driven): 1kHz (8Ω), $2 \times 20W$; 40Hz~20kHz (8Ω), $2 \times 20W$

THD at 1kHz (-3dB): (8Ω) 0.07%

Frequency response: Phono RIAA standard curve $\pm 0.8dB$;

tape/aux (volume at max) 5Hz~70kHz (-3dB);

S/N ratio, power (4 Ω , IHF A): Phono 73dB;

tape/aux (volume at max) 95dB

FM TUNER SECTION

Sensitivity: S/N 26dB, 300 Ω , 1.7 μV Selectivity: 60dB

AM TUNER SECTION

Sensitivity: S/N 20dB; (MW) 20 μV Sensitivity: (MW) 27dB

GENERAL

Power requirements: (AC) 240V, 50/60Hz Power consumption: 160W Dimensions: (W)430 \times (H)97 \times (D)243mm Weight: 4.9kg

RS-B10

Soft-Touch Control Stereo Cassette Deck

Soft-touch controls allow single-touch recording, direct mode switching from ff or rew to play, rewind auto-play, and cue & review.

Equipped with MX head for top performance from normal, CrO₂, and metal tapes. Includes LED level meters and Dolby B noise reduction.



Wow and flutter: 0.07% (WRMS), $\pm 0.14\%$ (DIN)
Frequency response: Metal 20Hz~17kHz, CrO₂ 20Hz~16kHz, Normal 20Hz~15kHz S/N ratio: Dolby NR in 66dB (CCIR), Dolby NR out 56dB (signal level=max. CrO₂ type tape) Power requirements: (AC) 240V, 50/60Hz Power consumption: 7W
Dimensions: (W)430 \times (H)108 \times (D)220mm Weight: 2.7kg

SL-B210

Belt-Drive Semi-Automatic Turntable with Plug-in Connector System

SB-3110

2-Way Speaker System

HS-615A

Hi-Fi Cabinet

Dimensions: (W)470 \times (H)825 \times (D)445mm





TYPE 10

SA-K6L

FM/MW/LW Stereo Cassette Receiver

Powerful hybrid IC amplifier circuitry delivers 22W×2 output. FM tuning is easy with vertical dial scale and tuning indicator. Feather-touch cassette deck controls permit direct mode switching. Press play button twice for repeat play of tape. Convenient recording functions include automatic spacing and re-recording standby. Used with the SL-3, synchro-recording is possible.



AMPLIFIER SECTION

Continuous power output (both ch driven): 1kHz (8Ω), 2×22W; 20Hz~20kHz (8Ω), 2×20W
THD at 1kHz (-3dB): (8Ω) 0.1%
Frequency response: Phono RIAA standard curve ±1dB; Aux 10Hz~45kHz (-3dB); Mic 20Hz~15kHz (-3dB)
S/N ratio, power (8Ω, IHF A): Phono 72dB; Aux 84dB; Mic 70dB

FM TUNER SECTION

Sensitivity: S/N 26dB, 75Ω, 0.9μV Selectivity: 60dB

AM TUNER SECTION

Sensitivity: S/N 20dB; (MW) 20μV Selectivity: (MW) 27dB

CASSETTE DECK SECTION

Wow and flutter: 0.05% (WRMS), ±0.14% (DIN)
Frequency response: Metal 20Hz~17kHz, CrO₂ 20Hz~16kHz, Normal 20Hz~15kHz
S/N ratio: Dolby NR in 66dB (CCIR), Dolby NR out 56dB (signal level=max recording level)


GENERAL

Power requirements: (AC) 240V, 50/60Hz
Power consumption: 205W
Dimensions: (W)315×(H)103×(D)342mm
Weight: 6.9kg

SL-3

Belt-Drive Linear Tracking Turntable

Completely automatic including disc size and speed selection. Linear tracking tonearm is equipped with **TD** plug-in connector cartridge.




Rumble: -70dB DIN B (IEC 98A weighted)
Frequency response: 20Hz~10kHz, ±1dB
Power requirements: (AC) 240V, 50Hz
Power consumption: 7W
Dimensions: (W)315×(H)88×(D)315mm
Weight: 3.2kg

SB-F5


2-Way Linear Phase Speaker System

Linear Phase design means more accurate reproduction of the original waveform. 18cm woofer; sectoral radial horn tweeter; slit bass reflex port.



Input power: 70W (music), 35W (DIN)
Impedance: 8Ω
Output level: 90dB/W (1m)
Frequency range: 52Hz~24kHz (-16dB)
Crossover frequency: 6kHz
Dimensions: (W)200×(H)321×(D)202mm
Weight: 3.1kg

Your attention is drawn to the fact that recording pre-recorded tapes or discs or other published or broadcast material may infringe copyright laws.



TYPE 25

SU-4 Direct Stereo Integrated Amplifier

Slim and compact, the SU-4 gives you 20W+20W, both channels driven into 8 ohms. Super Bass switch lets you boost your speaker system's low frequency response without creating a "boomy" sound. Direct Connectors simplify system installation. Has light-touch controls, LED indicators.

Continuous power output (both ch driven): 1kHz (8Ω), 2×20W; 40Hz~20kHz (8Ω), 2×18W
THD at 1kHz (-3dB): (8Ω) 0.05% **Frequency response:** Phono RIAA standard curve ±0.8dB; Tuner, aux/CD/video, tape 10Hz~60kHz (-3dB) **S/N ratio, rated power (8Ω, IHF A):** Phono 72dB; Tuner, aux/CD/video, tape 97dB **Power requirements:** (AC) 240V, 50/60Hz **Power consumption:** 93W **Dimensions:** (W)315×(H)50×(D)248mm **Weight:** 3.1kg

ST-4L Direct FM/MW/LW Stereo Tuner

A long linear dial scale and horizontally aligned tuning knob for easy location and reception of your favourite stations. Has signal strength and stereo LED indicators. Highly sensitive FM front end circuitry and reliable IC AM circuitry.

FM TUNER SECTION

Sensitivity: S/N 26dB, 75Ω 0.9μV **Selectivity:** 65dB
THD: Mono 0.15% Stereo 0.3% **Frequency response:** 20Hz~15kHz, +0.5dB, -1.5dB

AM TUNER SECTION

Sensitivity: S/N 20dB; (MW) 20μV **Selectivity:** 27dB
Power requirements: (AC) 240V, 50/60Hz **Power consumption:** 6W **Dimensions:** (W)315×(H)50×(D)250mm **Weight:** 1.4kg

RS-4 Direct Soft-Touch Control Stereo Cassette Deck

Recording and playback operation is very convenient, thanks to soft-touch controls. LED meters show signal level so you can easily adjust recording level using a single slider control. Has Dolby B NR, metal tape compatible MX head, rewind auto-play, cue & review.

Wow and flutter: 0.05% (WRMS), ±0.14% (DIN)
Frequency response: Metal 20Hz~17kHz, CrO₂ 20Hz~16kHz, Normal 20Hz~15kHz **S/N ratio:** Dolby NR in 67dB (CCIR), Dolby NR out 57dB (signal level=max. input level A weighted, CrO₂ type tape)
Power requirements: (AC) 240V, 50/60Hz **Power consumption:** 9W **Dimensions:** (W)315×(H)118×(D)244mm **Weight:** 3.1kg

SB-F44 2-Way Linear Phase Speaker System

The tweeter and woofer are aligned to create linear phase response so you enjoy more realistic stereo imaging. 16cm woofer gives realistic bass reproduction.


Input power: 60W (music) **Impedance:** 8Ω **Output level:** 90dB/W (1m) **Frequency range:** 70Hz~25kHz (-16dB) **Crossover frequency:** 8kHz **Dimensions:** (W)184×(H)294×(D)193mm **Weight:** 2.5kg


SL-3 Belt-Drive Linear Tracking Turntable

SH-E4 Direct Stereo Graphic Equalizer (Option)

This 12-band stereo graphic equalizer lets you make specially equalized tape recordings and adjust the reproduced sound to suit your listening room. Direct connection, EQ on/off switch, recording mode switch.

Direct Connector

Components having the Direct Connector symbol  have flip-up plugs that allow direct connections when units are stacked in the correct sequence. No audio cables are necessary, so connection is fast and there is little chance of mistakes. All conventional rear-panel jacks and terminals are also provided to allow alternative combinations.






TYPE 35

SU-5A Direct Stereo Integrated Amplifier

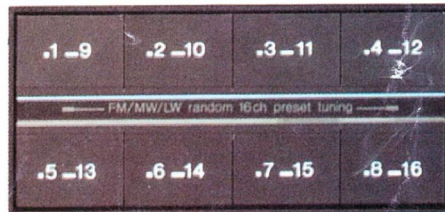
Delivers 30W per channel into 8 ohms, much more than you might expect from its compact size. Super Bass is included to enhance the low range response out of the speaker system. Direct Connectors make setting up this system simple. Light-touch selector buttons have LED indicators. Includes slider type volume control and aux/CD/video input jacks.



Continuous power output (both ch driven): 1kHz (8Ω), 2×30W; 40Hz~20kHz (8Ω), 2×25W
THD at 1kHz (-3dB): (8Ω) 0.05%
Frequency response: Phono RIAA standard curve ±0.8dB; Tuner, aux/CD/video, tape 10Hz~60kHz (-3dB)
S/N ratio, rated power (8Ω, IHF A): Phono 72dB; Tuner, aux/CD/video, tape 95dB
Power requirements: (AC) 240V, 50/60Hz
Power consumption: 93W
Dimensions: (W)315×(H)75×(D)248mm
Weight: 3.8kg

ST-8L Direct Quartz Synthesizer FM/MW/LW Digital Tuner

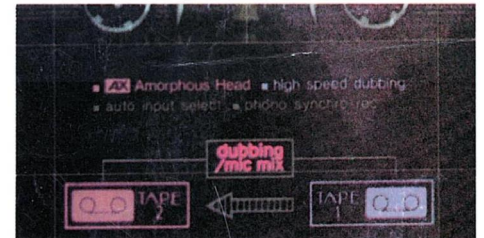
The ultimate in convenience and pinpoint reception accuracy, thanks to Technics quartz synthesizer tuning circuitry. 16-station Random Access Memory lets you preset your favourite FM & AM stations for instant recall. A large FL display gives a digital readout of received broadcast frequency, while LEDs show signal strength. Includes Auto-Scan, Auto Memory, and FM frequency shift switch.



FM TUNER SECTION
Sensitivity: S/N 26dB, 75Ω, 0.9μV
Selectivity: 65dB
THD: Mono 0.08%, stereo 0.15%
Frequency response: 20Hz~15kHz, +0.5dB, -1.5dB
AM TUNER SECTION
Sensitivity: S/N 20dB; (MW) 20μV
Selectivity: 55dB
Power requirements: (AC) 240V, 50/60Hz
Power consumption: 9W
Dimensions: (W)315×(H)50×(D)244mm
Weight: 2.0kg

RS-1W Direct Double Cassette Deck

With two cassette decks in one, you can easily make high speed tape copies and enjoy extended playback. With Dolby B NR and AX (amorphous) heads for both TAPE 1 (playback only) and TAPE 2 (record/playback), sound quality is superior. Includes soft-touch controls, mic mixing, and phono synchro-recording.



Wow and flutter: 0.048% (WRMS), ±0.14% (DIN)
Frequency response: Metal 20Hz~19kHz, CrO₂ 20Hz~18kHz, Normal 20Hz~17kHz
S/N ratio: Dolby NR in 67dB (CCIR), Dolby NR out 57dB (signal level=max input level)
Power requirements: (AC) 240V, 50/60Hz
Power consumption: 12W
Dimensions: (W)315×(H)116×(D)234mm
Weight: 4.6kg

SL-3 Belt-Drive Linear Tracking Turntable

SB-F44 2-Way Linear Phase Speaker System

Your attention is drawn to the fact that recording pre-recorded tapes or discs or other published or broadcast material may infringe copyright laws.

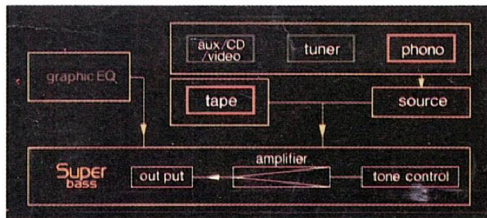


TYPE45

SU-6

Stereo Integrated Amplifier

This compact amp delivers 40W+40W, both channels driven into 8 ohms, with very low distortion. Direct Connectors let you connect the deck and tuner without using cables. With Direct Operation you can begin tape playback (or record play) with just one button. Super Bass gives fantastic low range response. Has 3-dimensional signal display and LED indicators.

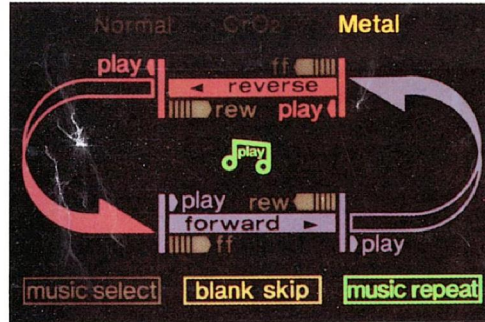


Continuous power output (both ch driven): 1kHz (8Ω), 2×40W; 40Hz~20kHz (8Ω), 2×35W THD (40Hz~20kHz) at rated power: (8Ω) 0.05% Frequency response: Phono RIAA standard curve ±0.8dB; Tuner, aux/CD/video, tape 10Hz~80kHz (-3B) S/N ratio, rated power (8Ω, IHF A): Phono 72dB; Tuner, aux/CD/video, tape 98dB Power requirements: (AC) 240V, 50/60Hz Power consumption: 200W Dimensions: (W)315×(H)99×(D)245mm Weight: 4.7kg

RS-8R

dbx/Dolby NR Auto-Reverse Cassette Deck


Enjoy auto-reverse convenience and an ultra-compact deck. Plays both sides of a cassette automatically. 2+1 motor system with micro-processor logic control for extra convenience. dbx noise reduction, AX (amorphous) head, music repeat, blank skip, music select, auto rec pause, LED meter, and running indicator.



Wow and flutter: 0.05% (WRMS), ±0.14% (DIN) Frequency response: Metal 20Hz~17kHz, CrO₂ 20Hz~17kHz, Normal 20Hz~16kHz S/N ratio: dbx in 92dB Dolby NR in 67dB (CCIR), Dolby NR out 57dB (signal level=max input level) Power requirements: (AC) 240V, 50/60Hz Power consumption: 12W Dimensions: (W)315×(H)98.9×(D)239mm Weight: 3.8kg

SL-Q5

Quartz Direct Drive Linear Tracking Turntable

The size of a stack of LP records, the SL-Q5 employs quartz locked direct drive to attain 0.012% wow & flutter. The linear tracking tonearm uses a  plug-in cartridge. Also has soft-touch front panel controls and Direct Operation.

Rumble: -78dB DIN B (IEC 98A weighted) Frequency response: 20Hz~10kHz, ±1dB Power requirements: (AC) 240V, 50/60Hz Power consumption: 10W Dimensions: (W)315×(H)88×(D)315mm Weight: 4.3kg

SB-F66

3-Way Linear Phase Speaker System


Speaker units are aligned to provide linear phase response for best stereo imaging. 16cm woofer gives remarkable bass reproduction. High 100W power handling.

Input power: 100W (music) Impedance: 8Ω Output level: 90dB/W (1m) Frequency range: 55Hz~28kHz (-16dB) Crossover frequencies: 5kHz, 10kHz Dimensions: (W)200×(H)326×(D)193mm Weight: 3kg

ST-8L

Quartz Synthesizer FM/MW/LW Digital Tuner

315
series




This photo shows optional SL-P7 Compact Disc Player.

TYPE 55

SU-8

Stereo Integrated Amplifier

Delivers 75W per channel (DIN) into 8 ohms, with very low distortion. These impressive specs result from Technics original circuit advances including Computer Drive New Class A. The Double Direct Connection system makes it easy to install your components and permits Direct Operation. Other valuable features include Super Bass switch, 3-dimensional signal processing display, aux/CD/video selector, and phono and CD synchro-recording function.



Continuous power output (both ch driven): 1kHz (8Ω), 2×75W; 20Hz~20kHz (8Ω), 2×65W THD (20Hz~20kHz) at rated power: (8Ω) 0.03% Frequency response: Phono RIAA standard curve ±0.8dB; Tuner, aux/CD/video, tape 10Hz~120kHz (-3dB) S/N ratio, rated power (8Ω, IHF A): Phono 81dB; Tuner, aux/CD/video, tape 98dB Power requirements: (AC) 240V, 50/60Hz Power consumption: 360W Dimensions: (W)315×(H)99×(D)245mm Weight: 5.8kg

SL-Q6

Programmable Quartz Direct Drive Linear Tracking Turntable

Quartz locked direct drive achieves wow & flutter of just 0.012%. Linear tracking plays your records the way they were made, to reduce distortion. Operation is fully automatic and you can program the turntable to play up to eight songs in any order. assures optimum cartridge and tonearm matching. Has Direct Operation and synchro-recording.

Rumble: -78dB DIN B (IEC 98A weighted) Frequency response: 20Hz~10kHz, ±1dB Power requirements: (AC) 240V, 50/60Hz Power consumption: 12W Dimensions: (W)315×(H)88×(D)315mm Weight: 4.3kg

SB-X100

3-Way Honeycomb Disc Speaker System

Technics original Honeycomb Disc speaker units are used for woofer, midrange, and tweeter, to enjoy amazingly accurate musical reproduction. Thermal relay protection.

Input power: 100W (music), 50W (DIN) Impedance: 8Ω Output level: 90dB/W (1m) Frequency range: 47Hz~35kHz (-16dB) Crossover frequency: 2kHz, 4.5kHz Dimensions: (W)223×(H)372×(D)207mm Weight: 5.3kg

ST-8L

Quartz Synthesizer FM/MW/LW Digital Tuner

RS-8R

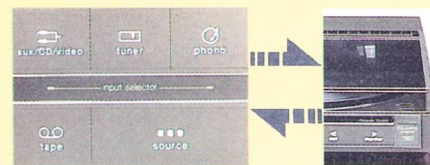
dbx/Dolby NR Auto-Reverse Cassette Deck


SH-E4

Stereo Graphic Equalizer (Option)

Direct Operation

Technics developed this new system to simplify operation of your 315 Series component system. Direct Operation means that you can directly operate any source without having to select it first on the amplifier. Or you can begin listening to any source by simply pressing a button on the amplifier alone. Either way, Direct Operation reduces source selection time. This works for certain components as indicated.





Technics

National Panasonic (U.K.) Ltd.

Technics, Panasonic and National are the brand names of Matsushita Electric

Head Office and Sales Promotion Department:
300-318 Bath Road, Slough, Berks SL1 6JB Tel: Slough 34522 Telex: 847652

Southern Trade Sales, Service and Distribution Centre:
308-318 Bath Road, Slough, Berks SL1 6JB Tel: Slough 34522 Telex: 847652

Midland Trade Sales and Distribution Centre:
Dodwells Road, Dodwells Bridge Trading Estate Hinckley, Leics
Tel: Hinckley 635452

Northern Trade Sales and Distribution Centre:
Don Pedro Avenue, Normanton Trading Estate, Normanton, Wakefield, West Yorkshire
Tel: Wakefield 890980 Telex: 557689

Scotland Trade Sales and Distribution Centre:
4 Maxwell Square, Brucefield Industrial Estate Livingston, West Lothian
Tel: Livingston 415041

Trade Descriptions Act 1968

National Panasonic U.K. Ltd., reserves the right to change the design and specifications of goods without notice. Descriptions in this catalogue are correct at the time of going to press but are subject to alteration. Details of any changes will be available on request.

Produced by Paul Veasey Associates London E.C.1 Printed in U.K.

Specifications subject to change without notice.

scans von Michael-Otto