

PIONEER®

Stereo Component

*ein bester Hersteller
Archiv-Michael Otto
HiFi-Classik.de*



STEREO RECEIVERS



SX-1250

AM/FM STEREO RECEIVER

Continuous power output of 160 watts* per channel, min. RMS at 8 ohms or 200 watts* per channel at 4 ohms from 20 Hertz to 20,000 Hertz with no more than 0.1% total harmonic distortion. FM Sensitivity: Mono; 8.7dBf (1.5 μ V) FM Capture Ratio: 1.0dB FM Alternate Channel Selectivity: 83dB FM S/N Ratio (at 65dBf): 80dB (mono), 74dB (stereo) Input: 2 turntables, 2 tape decks, 1 auxiliary source, 2 microphones Output: 3 pairs of speaker systems, 1 set of headphones Dimensions: 21 $\frac{1}{8}$ " (W) \times 7 $\frac{3}{8}$ " (H) \times 18 $\frac{3}{4}$ " (D) Weight: 64lb. 4oz.

*Walnut veneered top and side panels are used in the construction of this cabinet.




SX-1050

AM/FM STEREO RECEIVER

Continuous power output of 120 watts* per channel, min. RMS at 8 ohms or 170 watts* per channel at 4 ohms from 20 Hertz to 20,000 Hertz with no more than 0.1% total harmonic distortion. FM Sensitivity: Mono; 10.3dBf (1.8 μ V) FM Capture Ratio: 1.0dB FM Alternate Channel Selectivity: 80dB FM S/N Ratio (at 65dBf): 78dB (mono), 73dB (stereo) Input: 2 turntables, 2 tape decks, 1 auxiliary source, 2 microphones Output: 3 pairs of speaker systems, 1 set of headphones Dimensions: 20 $\frac{3}{4}$ " (W) \times 6 $\frac{1}{16}$ " (H) \times 17 $\frac{7}{8}$ " (D) Weight: 51lb. 8oz.

*Walnut veneered top and side panels are used in the construction of this cabinet.


*Measured pursuant to the Federal Trade Commission's Trade Regulation Rule on Power Output Claims for Amplifiers.



SX-950 AM/FM STEREO RECEIVER

Continuous power output of 85 watts* per channel, min. RMS at 8 ohms or 110 watts* per channel at 4 ohms from 20 Hertz to 20,000 Hertz with no more than 0.1% total harmonic distortion. FM Sensitivity (IHF): Mono; 10.3dBf (1.8 μ V) FM S/N Ratio (at 65dBf): 72dB (mono), 67dB (stereo) Dimensions: 20 $\frac{3}{4}$ " (W) \times 6 $\frac{1}{16}$ " (H) \times 16 $\frac{3}{16}$ " (D) Weight: 42lb. 3oz.

*Walnut veneered top and side panels are used in the construction of this cabinet.



SX-850 AM/FM STEREO RECEIVER

Continuous power output of 65 watts* per channel, min. RMS at 8 ohms or 85 watts* per channel at 4 ohms from 20 Hertz to 20,000 Hertz with no more than 0.1% total harmonic distortion. FM Sensitivity (IHF): Mono; 10.3dBf (1.8 μ V) FM S/N Ratio (at 65dBf): 72dB (mono), 67dB (stereo) Dimensions: 20 $\frac{3}{32}$ " (W) \times 6 $\frac{1}{16}$ " (H) \times 16 $\frac{3}{16}$ " (D) Weight: 42lb. 2oz.

*Walnut veneered top and side panels are used in the construction of this cabinet.



SX-750 AM/FM STEREO RECEIVER

Continuous power output of 50 watts* per channel, min. RMS at 8 ohms or 60 watts* per channel at 4 ohms from 20 Hertz to 20,000 Hertz with no more than 0.1% total harmonic distortion. FM Sensitivity (IHF): Mono; 10.7dBf (1.9 μ V) FM S/N Ratio (at 65dBf): 72dB (mono), 67dB (stereo) Dimensions: 18 $\frac{29}{32}$ " (W) \times 5 $\frac{7}{8}$ " (H) \times 14 $\frac{1}{32}$ " (D) Weight: 30lb. 3oz.

*Walnut grained vinyl top and side panels are used in the construction of this cabinet.

STEREO TUNERS & AMPLIFIERS



SX-650 AM/FM STEREO RECEIVER

Continuous power output of 35 watts* per channel, min. RMS at 8 ohms or 35 watts* per channel at 4 ohms from 20 Hertz to 20,000 Hertz with no more than 0.3% total harmonic distortion. FM Sensitivity (IHF): Mono; 10.7dBf (1.9 μ V) FM S/N Ratio (at 65dBf): 70dB (mono), 65dB (stereo) Dimensions: 18 $\frac{29}{32}$ "(W) \times 5 $\frac{7}{8}$ "(H) \times 14 $\frac{13}{32}$ "(D) Weight: 28lb. 14oz


*Walnut grained vinyl top and side panels are used in the construction of this cabinet.



SX-550 AM/FM STEREO RECEIVER

Continuous power output of 20 watts* per channel, min. RMS at 8 ohms or 20 watts* per channel at 4 ohms from 20 Hertz to 20,000 Hertz with no more than 0.3% total harmonic distortion. FM Sensitivity (IHF): Mono; 11.2dBf (2.0 μ V) FM S/N Ratio (at 65dBf): 70dB (mono), 65dB (stereo) Dimensions: 17 $\frac{5}{8}$ "(W) \times 5 $\frac{5}{8}$ "(H) \times 12 $\frac{3}{32}$ "(D) Weight: 20lb. 12oz.

*Walnut grained vinyl metal top and walnut grained vinyl side panels are used in the construction of this cabinet.



SX-450 AM/FM STEREO RECEIVER

Continuous power output of 15 watts* per channel, min. RMS at 8 ohms or 15 watts* per channel at 4 ohms from 20 Hertz to 20,000 Hertz with no more than 0.5% total harmonic distortion. FM Sensitivity (IHF): Mono; 11.2dBf (2.0 μ V) FM S/N Ratio (at 65dBf): 70dB (mono), 65dB (stereo) Dimensions: 17 $\frac{5}{8}$ "(W) \times 5 $\frac{5}{8}$ "(H) \times 12 $\frac{3}{32}$ "(D) Weight: 18lb. 15oz.

*Walnut grained vinyl metal top and walnut grained vinyl side panels are used in the construction of this cabinet.




TX-9500

*Wooden case is optional.

AM/FM STEREO TUNER

FM Sensitivity (IHF): 1.5 μ V FM Capture Ratio (IHF): 1dB FM Alternate Channel Selectivity: 85dB (\pm 400kHz), 55dB (\pm 300kHz) Stereo Separation: 35dB (50—10,000Hz) FM S/N Ratio: 80dB (mono), 75dB (stereo) Dimensions: 16 $\frac{17}{32}$ "(W) \times 5 $\frac{29}{32}$ "(H) \times 14 $\frac{3}{8}$ "(D) Weight: 20lb. 1oz.

*Walnut veneered top and side panels are used in the construction of this cabinet.



TX-7500

*Wooden case is optional.

AM/FM STEREO TUNER

FM Sensitivity (IHF): 1.9 μ V FM Capture Ratio (IHF): 1dB FM Alternate Channel Selectivity: 80dB (\pm 400kHz) Stereo Separation: 35dB (50—10,000Hz) FM S/N Ratio: 73dB (mono), 68dB (stereo) Dimensions: 16 $\frac{17}{32}$ "(W) \times 5 $\frac{29}{32}$ "(H) \times 14 $\frac{3}{8}$ "(D) Weight: 18lb. 2oz.

*Walnut veneered top and side panels are used in the construction of this cabinet.




TX-6500

*Wooden case is optional.

AM/FM STEREO TUNER

FM Sensitivity: Mono; 10.7dBf (1.9 μ V) FM Capture Ratio (IHF): 1dB FM Alternate Channel Selectivity: 60dB Stereo Separation: 40dB (1kHz), 30dB (30—15,000Hz) FM S/N Ratio (at 65dBf): 75dB (mono), 68dB (stereo) Dimensions: 15"(W) \times 5 $\frac{1}{2}$ "(H) \times 12 $\frac{1}{16}$ "(D) Weight: 12lb. 6oz.


*Walnut veneered top and side panels are used in the construction of this cabinet.



SPEC-1

STEREO PREAMPLIFIER

Circuitry: Equalizer Amplifier; 3-stage direct-coupled class-A SEPP with first stage differential amplifier, Control Amplifier; 3-stage direct-coupled class-A SEPP with first stage differential amplifier **Input:** PHONO $\times 2$, TUNER $\times 1$, MIC $\times 1$ (Mixing), AUX $\times 2$, TAPE $\times 2$ **Total Harmonic Distortion (20–20,000Hz):** no more than 0.03% (output 2V), no more than 0.05% (output 7V) **Frequency Response:** PHONO (RIAA Equalization); 30–15,000Hz ± 0.2 dB, TUNER, AUX, TAPE PLAY 1, 2; 10–70,000Hz +0dB, -0.5 dB **Dimensions:** 18 $\frac{7}{8}$ " (W) \times 7 $\frac{5}{16}$ " (H) \times 14 $\frac{3}{8}$ " (D) **Weight:** 24lb. 10oz.



SPEC-2

STEREO POWER AMPLIFIER

Continuous power output of 250 watts* per channel, min. RMS at 8 ohms from 20 Hertz to 20,000 Hertz with no more than 0.1% total harmonic distortion.

Circuitry: Cascaded differential amplifier, push-pull drive, triple push-pull, direct-coupled OCL **Intermodulation Distortion:** no more than 0.1% (continuous rated power output) **Frequency Response:** 5–80,000Hz +0dB, -1 dB **Damping Factor:** 50 (20–20,000Hz, 8 ohms) **Dimensions:** 18 $\frac{7}{8}$ " (W) \times 7 $\frac{5}{16}$ " (H) \times 17 $\frac{1}{8}$ " (D) **Weight:** 54lb.

*Measured pursuant to the Federal Trade Commission's Trade Regulation Rule on Power Output Claims for Amplifiers.



SA-9900


*Wooden case is optional.

STEREO INTEGRATED AMPLIFIER

Continuous power output of 110* watts per channel, min. RMS at 8 ohms or 4 ohms from 20 Hertz to 20,000 Hertz with no more than 0.1% total harmonic distortion.

Dimensions: 16 $\frac{1}{32}$ " (W) \times 6 $\frac{1}{2}$ " (H) \times 15 $\frac{7}{8}$ " (D) **Weight:** 44 lb. 1 oz.

*Walnut veneered top and side panels are used in the construction of this cabinet.



SA-9500


*Wooden case is optional.

STEREO INTEGRATED AMPLIFIER

Continuous power output of 80 watts* per channel, min. RMS at 8 ohms or 100 watts* per channel at 4 ohms from 20 Hertz to 20,000 Hertz with no more than 0.1% total harmonic distortion.

Dimensions: 16 $\frac{1}{32}$ " (W) \times 6 $\frac{1}{2}$ " (H) \times 15 $\frac{7}{8}$ " (D) **Weight:** 37 lb. 15 oz.

*Walnut veneered top and side panels are used in the construction of this cabinet.



SA-8500

*Wooden case is optional.

STEREO INTEGRATED AMPLIFIER

Continuous power output of 60 watts* per channel, min. RMS at 8 ohms or 75 watts* per channel at 4 ohms from 20 Hertz to 20,000 Hertz with no more than 0.1% total harmonic distortion.

Dimensions: 16 $\frac{1}{32}$ " (W) \times 5 $\frac{29}{32}$ " (H) \times 13 $\frac{19}{32}$ " (D) **Weight:** 28 lb. 11 oz.

*Walnut veneered top and side panels are used in the construction of this cabinet.



SA-7500

*Wooden case is optional.

STEREO INTEGRATED AMPLIFIER

Continuous power output of 40 watts* per channel, min. RMS at 8 ohms or 45 watts* per channel at 4 ohms from 20 Hertz to 20,000 Hertz with no more than 0.3% total harmonic distortion.

Dimensions: 16 $\frac{1}{32}$ " (W) × 5 $\frac{29}{32}$ " (H) × 13 $\frac{19}{32}$ " (D) Weight: 26 lb. 7 oz.

*Walnut veneered top and side panels are used in the construction of this cabinet.



SA-6500


*Wooden case is optional.

STEREO INTEGRATED AMPLIFIER

Continuous power output of 25 watts per channel, min. RMS at 8 ohms or 27 watts* per channel at 4 ohms from 20 Hertz to 20,000 Hertz with no more than 0.1% total harmonic distortion.

Dimensions: 15" (W) × 5 $\frac{1}{2}$ " (H) × 12 $\frac{1}{16}$ " (D) Weight: 15 lb. 14 oz.

*Walnut veneered top and side panels are used in the construction of this cabinet.



SG-9500

*Wooden case is optional.

STEREO GRAPHIC EQUALIZER

Unique stereo component for the "tailoring" of all music by creation of an ideal sound field and accurate control of frequency response. Complements the sound personalities of stereo cartridge, microphone, tape equipment and speakers, easily connects to existing components. Permits multiple reproduction and recording techniques.

Dimensions: 16 $\frac{1}{2}$ " (W) × 5 $\frac{7}{8}$ " (H) × 13 $\frac{7}{16}$ " (D) Weight: 15 lb. 3 oz.

*Walnut veneered top and side panels are used in the construction of this cabinet.



RG-1

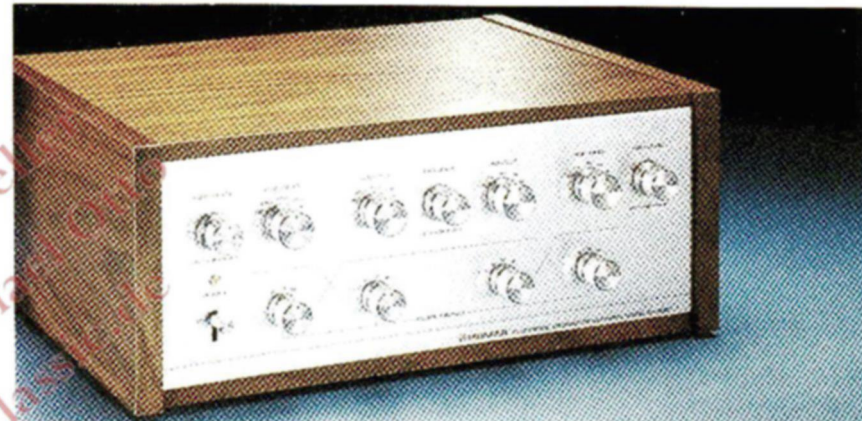
DYNAMIC PROCESSOR

*Wooden case is optional.

The RG-1 dynamic processor expands the music source and establishes a new level of dynamic realism in the reproduction of sound. The distortion of the dynamic of music can now be minimized. All BG noises can also be minimized.

Dimensions: 13 $\frac{25}{32}$ " (W) × 5 $\frac{13}{32}$ " (H) × 12 $\frac{19}{32}$ " (D) Weight: 11 lb. 11 oz.

*Walnut veneered top and side panels are used in the construction of this cabinet.



SF-850

ELECTRONIC CROSSOVER NETWORK

*Wooden case is optional.

Compact yet high-performance electronic crossover network for quality multi-amplifier sound system. 5-point crossover frequency selection for both low-mid and mid-high ranges. 3 switchable slope characteristics (6dB/oct., 12dB/oct. and 18dB/oct.). Ideal unit for enhancing the clarity and brilliance of your present hi-fi system.

Dimensions: 13 $\frac{25}{32}$ " (W) × 5 $\frac{15}{32}$ " (H) × 12 $\frac{31}{32}$ " (D) Weight: 12 lb. 6 oz.

*Walnut veneered top and side panels are used in the construction of this cabinet.



SR-202W

REVERBERATION AMPLIFIER

Total Harmonic Distortion: 0.2% (1KHz, min. reverb. time)

Frequency Response: 20-35,000Hz ±2dB (min. reverb. time)

S/N Ratio: 65dB Reverberation Time: 0-2.5 sec. (1KHz)

Dimensions: 13 $\frac{1}{16}$ " (W) × 5 $\frac{1}{2}$ " (H) × 10 $\frac{3}{8}$ " (D) Weight: 10 lb. 2 oz.

*Walnut grained vinyl top and side panels are used in the construction of this cabinet.

STEREO TURNTABLES



PL-71

DIRECT DRIVE TURNTABLE

Motor: Brushless DC servo-controlled motor **Speeds:** 33 $\frac{1}{3}$, 45 rpm **Wow and Flutter:** 0.05% (WRMS) **Signal-to-Noise Ratio:** 60dB **Tonearm:** Static-balance type S-shaped pipe arm **Usable Cartridge Weight:** 4g (min.) to 32g (max.) **Dimensions:** 18 $\frac{29}{32}$ "(W) \times 7 $\frac{7}{32}$ "(H) \times 16 $\frac{1}{32}$ "(D) **Weight:** 24 lb. 4 oz.

*Walnut veneered cabinet.



PL-530

FULL-AUTO DIRECT DRIVE TURNTABLE

Motor: Brushless DC servo-controlled motor **Speeds:** 33 $\frac{1}{3}$, 45 rpm **Wow and Flutter:** 0.03% (WRMS) **Signal-to-Noise Ratio:** 70dB (DIN B) **Tonearm:** Static-balance type S-shaped pipe arm **Usable Cartridge Weight:** 4g (min.) to 14.5g (max.) **Dimensions:** 18 $\frac{29}{32}$ "(W) \times 6 $\frac{1}{16}$ "(H) \times 15 $\frac{1}{32}$ "(D) **Weight:** 22 lb. 1 oz.

*Walnut grained vinyl cabinet.



PL-510A

DIRECT DRIVE TURNTABLE

Motor: Brushless DC servo-controlled motor **Speeds:** 33 $\frac{1}{3}$, 45 rpm **Wow and Flutter:** 0.03% (WRMS) **Signal-to-Noise Ratio:** 68dB (DIN B) **Tonearm:** Static-balance type S-shaped pipe arm **Usable Cartridge Weight:** 4g (min.) to 10g (max.) **Dimensions:** 17 $\frac{5}{16}$ "(W) \times 6 $\frac{1}{4}$ "(H) \times 14 $\frac{1}{4}$ "(D) **Weight:** 17 lb. 10 oz.

*Walnut grained vinyl cabinet.




PL-117D

FULL-AUTO BELT DRIVE TURNTABLE

Motor: 4-pole synchronous motor **Speeds:** 33 $\frac{1}{3}$, 45 rpm **Wow and Flutter:** 0.07% (WRMS) **Signal-to-Noise Ratio:** 63dB (DIN B) **Tonearm:** Static-balance type S-shaped pipe arm **Usable Cartridge Weight:** 4g (min.) to 10g (max.) **Dimensions:** 17 $\frac{5}{16}$ "(W) \times 6 $\frac{1}{4}$ "(H) \times 14 $\frac{1}{4}$ "(D) **Weight:** 15 lb. 6 oz.

*Walnut grained vinyl cabinet.



PL-115D

AUTO-RETURN BELT DRIVE TURNTABLE

Motor: 4-pole synchronous motor **Speeds:** 33 $\frac{1}{3}$, 45 rpm **Wow and Flutter:** 0.07% (WRMS) **Signal-to-Noise Ratio:** 63dB (DIN B) **Tonearm:** Static-balance type S-shaped pipe arm **Usable Cartridge Weight:** 4g (min.) to 10g (max.) **Dimensions:** 17 $\frac{5}{16}$ "(W) \times 6 $\frac{1}{4}$ "(H) \times 14 $\frac{1}{4}$ "(D) **Weight:** 17 lb. 10 oz.

*Walnut grained vinyl cabinet.



PL-112D

BELT DRIVE TURNTABLE

Motor: 4-pole synchronous motor **Speeds:** 33 $\frac{1}{3}$, 45 rpm **Wow and Flutter:** 0.07% (WRMS) **Signal-to-Noise Ratio:** 63dB (DIN B) **Tonearm:** Static-balance type S-shaped pipe arm **Usable Cartridge Weight:** 4g (min.) to 10g (max.) **Dimensions:** 17 $\frac{5}{16}$ "(W) \times 6 $\frac{1}{4}$ "(H) \times 14 $\frac{1}{4}$ "(D) **Weight:** 13 lb. 2 oz.

*Walnut grained vinyl cabinet.

STEREO HEADPHONES



SE-700

HIGH MOLECULAR POLYMER STEREO HEADPHONES

Static Capacity: 0.1 μ F
Frequency Range: 20—20,000Hz **Maximum Input Power:** more than 30V (each channel) **Features:** High molecular polymer film diaphragm **Connection Cord:** 9'10" **Weight:** 10oz. (without connection cord)

*Leather-like vinyl head band and ear pads are used in the construction of these headphones.



SE-500

HIGH MOLECULAR POLYMER STEREO HEADPHONES

Static Capacity: 0.08 μ F
Frequency Range: 20—20,000Hz **Maximum Input Power:** 30V (each channel) **Features:** High molecular polymer film diaphragm **Connection Cord:** 9'10" **Weight:** 11oz. (without connection cord)

*Leather-like vinyl head band and ear pads are used in the construction of these headphones.




SE-305

STEREO HEADPHONES

Frequency Range: 20—20,000Hz **Maximum Input Power:** 500mW (each channel) **Features:** Dynamic type, Polyester film diaphragm **Connection Cord:** 16'5" **Weight:** 15oz. (without connection cord)

*Leather-like vinyl head band, ear pads and ear cups are used in the construction of these headphones.



SE-205

STEREO HEADPHONES

Frequency Range: 20—20,000Hz **Maximum Input Power:** 500mW (each channel) **Features:** Dynamic type **Connection Cord:** 8'2" **Weight:** 15oz. (without connection cord)

*Leather-like vinyl head band and ear pads are used in the construction of these headphones.



SE-505

STEREO HEADPHONES

Frequency Range: 20—20,000Hz **Maximum Input Power:** 500mW (each channel) **Features:** 2-way dynamic type, Polyester film diaphragm **Connection Cord:** 16'5" **Weight:** 11lb. 8oz. (without connection cord)

*Leather-like vinyl head band, ear pads and ear cups are used in the construction of these headphones.



SE-405

STEREO HEADPHONES

Frequency Range: 20—20,000Hz **Maximum Input Power:** 500mW (each channel) **Features:** Dynamic type, Polyester film diaphragm **Connection Cord:** 16'5" **Weight:** 1lb. 1oz. (without connection cord)

*Leather-like vinyl head band, ear pads and ear cups are used in the construction of these headphones.



MONITOR 10

STEREO HEADPHONES

Frequency Range: 20—20,000Hz **Maximum Input Power:** more than 700mW (each channel) **Features:** Sliding type headband with the locking device. **Connection Cord:** 16'5" **Weight:** 1lb. 3oz. (without connection cord)

*Leather-like vinyl ear pads are used in the construction of these headphones.

HEADPHONES ACCESSORIES



JB-21

JB-25

JB-25

Y-TYPE EXTENSION CORD
Two-headphone capability when plugged into standard headphone jack.

JB-21

HEADPHONE JUNCTION BOX

Ideal if you're lacking a headphone jack.

4-CHANNEL STEREO COMPONENTS




QX-949A

4-CHANNEL AM/FM STEREO RECEIVER

Continuous power output of 40 watts* (4-channel), 60 watts* (2-channel) per channel, min. RMS at 8 ohms and 50 watts* (4-channel), 75 watts* (2-channel) per channel at 4 ohms from 20 Hertz to 20,000 Hertz with no more than 0.3% total harmonic distortion.

FM Sensitivity (IHF): $1.8\mu\text{V}$ FM Alternate Channel Selectivity: 80dB FM S/N Ratio: 70dB Features: Built-in CD-4 demodulator, RM & SQ full logic decoders Dimensions: $21\frac{21}{32}$ "(W) \times $6\frac{5}{16}$ "(H) \times $17\frac{5}{16}$ "(D) Weight: 49lb. 6oz.

*Walnut veneered top and side panels are used in the construction of this cabinet.



PC-Q1

4-CHANNEL PHONO CARTRIDGE

Pioneer's PC-Q1 cartridge was specially designed to reproduce CD-4 discrete discs. But it's ideal for stereo discs as well as SQ or RM discs. Its frequency response extends up to 50,000 hertz so that it can pick up the whole of the signal from CD-4 records and reproduce the four discrete channels accurately.

Frequency Response: 10—50,000Hz Channel Separation: More than 25dB (at 1KHz) Output Voltage: 2.0mV (1KHz, 50mm/sec.) Stylus: "parabolic" type with block diamond (PN-Q1) Recommended Stylus Pressure: 1—2.1g (CD-4: 1.8g) Weight: 5.5g.

*Measured pursuant to the Federal Trade Commission's Trade Regulation Rule on Power Output Claims for Amplifiers.

CASSETTE TAPE DECKS



CT-F9191

FRONT-ACCESS STEREO CASSETTE DECK WITH DOLBY* NOISE REDUCTION SYSTEM

Type: Compact cassette tape deck, 2-channel stereo/mono Motor: Electronically-controlled DC motor for capstan, DC torque motor Heads: "Ferrite Solid" recording/playback head \times 1, Ferrite erasing head \times 1 Wow & Flutter: 0.07% (WRMS) S/N Ratio: 63dB (Dolby on) Frequency Response: 20—17,000Hz (chrome tape) Total Harmonic Distortion: No more than 1.5% (0dB) Features: Automatic tape selector for CrO₂ tape, Wide scale level meter, Tape counter with required memory switch for starting point Dimensions: $17\frac{7}{8}$ "(W) \times $7\frac{7}{8}$ "(H) \times $12\frac{3}{8}$ "(D) Weight: 29lb.

*Walnut veneered top and side panels are used in the construction of this cabinet.

*Dolby is a trademark of Dolby Laboratories, Inc.



CT-F8282

FRONT-ACCESS STEREO CASSETTE DECK WITH DOLBY NOISE REDUCTION SYSTEM

Type: Compact cassette tape deck, 2-channel stereo/mono Motor: Electronically-controlled DC motor for capstan drive, DC torque motor Heads: "Ferrite Solid" recording/playback head \times 1, Ferrite erasing head \times 1 Wow & Flutter: 0.07% (WRMS) S/N Ratio: 63dB (Dolby on) Frequency Response: 20—17,000Hz (chrome tape) Total Harmonic Distortion: No more than 1.5% Features: 2-motor drive system, Tape selector (STD/FeCr/CrO₂) with automatic CrO₂ tape detector, Memory stop Dimensions: $17\frac{3}{4}$ "(W) \times $7\frac{19}{32}$ "(H) \times $13\frac{3}{32}$ "(D) Weight: 28lb. 3oz.

*Walnut grained vinyl top and side panels and veneered bottom plate are used in the construction of this cabinet.



CT-F7272

FRONT-ACCESS STEREO CASSETTE DECK WITH DOLBY NOISE REDUCTION SYSTEM

Type: Compact cassette tape deck, 2-channel stereo/mono
Motor: Electronically-controlled DC motor **Heads:** "Ferrite Solid" recording/playback head ×1, Ferrite erasing head ×1
Wow & Flutter: 0.07% (WRMS) **S/N Ratio:** 62dB (Dolby on)
Frequency Response: 30—17,000Hz (chrome tape) **Total Harmonic Distortion:** No more than 1.7% **Features:** Tape selector, Memory stop **Dimensions:** 15²⁷/₃₂" (W) × 6³¹/₃₂" (H) × 13¹/₂" (D) **Weight:** 20lb. 15 oz.

*Walnut grained vinyl top and side panels and veneered bottom plate are used in the construction of this cabinet.



CT-5151

STEREO CASSETTE DECK WITH DOLBY NOISE REDUCTION SYSTEM

Type: Compact cassette tape deck, 2-channel stereo/mono
Motor: Electronically-controlled DC motor **Wow & Flutter:** 0.12% (WRMS) **S/N Ratio:** 58dB (Dolby on) **Frequency Response:** 30—16,000Hz (chrome tape) **Features:** Tape selector with independently switchable bias and equalizer **Dimensions:** 15⁵/₈" (W) × 3³/₄" (H) × 9¹/₂" (D) **Weight:** 10lb. 9 oz.

*Walnut grained vinyl front and side panels are used in the construction of this cabinet.



CT-4141A

STEREO CASSETTE DECK WITH DOLBY NOISE REDUCTION SYSTEM

Type: Compact cassette tape deck, 2-channel stereo/mono
Motor: Electronically-controlled DC motor **Wow & Flutter:** 0.13% (WRMS) **S/N Ratio:** 58dB (Dolby on) **Frequency Response:** 30—15,000Hz (chrome tape) **Features:** Tape selector with independently switchable bias and equalizer **Dimensions:** 15⁵/₈" (W) × 3³/₄" (H) × 9¹/₂" (D) **Weight:** 10lb. 6 oz.

*Walnut grained vinyl side panels and leather-like vinyl front are used in the construction of this cabinet.




CT-F2121

FRONT-ACCESS STEREO CASSETTE DECK WITH DOLBY NOISE REDUCTION SYSTEM

Type: Compact cassette tape deck, 2-channel stereo/mono
Motor: Electronically-controlled DC motor **Heads:** "Permalloy Solid" recording/playback head ×1, Ferrite erasing head ×1
Wow & Flutter: 0.12% (WRMS) **S/N Ratio:** 58dB (Dolby on)
Frequency Response: 30—16,000Hz (chrome tape) **Features:** Tape selector with independently switchable bias and equalizer. Full auto-stop mechanism **Dimensions:** 13³/₄" (W) × 5⁵/₈" (H) × 11¹/₈" (D) **Weight:** 14lb. 9 oz.

*Walnut veneered top and side panels are used in the construction of this cabinet.

*Wooden case is optional.



MA-62

MIXING AMPLIFIER

Handy, portable-design six-channel mixing amplifier for recording enthusiasts. Handles up to six MICROPHONES or four LINES plus two PHONOs (one stereo turntable). **Dimensions:** 15³/₄" (W) × 5³/₁₆" (H) × 10¹³/₃₂" (D) **Weight:** 12lb. 12 oz.

*Leather-like vinyl side panels are used in the construction of this cabinet.

OPEN-REEL TAPE DECKS



*Comes with only one reel.

RT-2022

2-CHANNEL, 2-TRACK, 3-MOTOR, 3-HEAD TAPE DECK SYSTEM

Drive System: 3-motor capstan belt drive
Motors: 4/8-pole hysteresis synchronous motor $\times 1$ (capstan drive), 6-pole inner-rotor induction motor $\times 2$ (reel drive)
Tape Speeds: 15 ips, $7\frac{1}{2}$ ips ($\pm 0.8\%$)
Fast Winding Time: Approximately 110 seconds (10½-inch reel), approximately 90 seconds (7-inch reel)
Wow and Flutter: No more than 0.04% (WRMS, at 15 ips), no more than 0.08% (WRMS, at $7\frac{1}{2}$ ips)
Signal-to-Noise Ratio: RT-2022; more than 57dB, RT-2044; more than 55dB
Total Harmonic Distortion: No more than 0.8% (15 ips), no more than 1.0% ($7\frac{1}{2}$ ips)
Frequency Response: 30 — 28,000 Hz ± 3 dB (15 ips), 40 — 20,000 Hz ± 3 dB ($7\frac{1}{2}$ ips)
Channel Separation: RT-2022; more than 53dB (1kHz), RT-2044; more than 50dB (1kHz)
Features: (1) A tape selector (2) A built-in test oscillator for individual channels (3) Full-remote control mechanism (4) A mechanical cue lever with a lock button (5) Pause lever (6) Wide-range level meter (7) Level memory marker for both input and output (8) Recording mode switch with synchronized recording monitor device (9) Cord storage pocket
Dimensions: RTU-11/2T; 18½" (W) \times 16¾" (H) \times 10¼" (D), TAU-11; 18½" (W) \times 5¾" (H) \times 10¼" (D)
Weight: RTU-11/2T; 51lb. 4 oz., TAU-11; 11lb. 5 oz.

*Leather-like vinyl side panels and front cover are used in the construction of this cabinet.




*Comes with only one reel.

RT-2044

4-CHANNEL, 4-TRACK, 3-MOTOR, 3-HEAD TAPE DECK SYSTEM

*Leather-like vinyl side panels and front cover are used in the construction of this cabinet.



TAU-11

2-CHANNEL AMPLIFIER UNIT



JT-2044T

4-CHANNEL 4-TRACK HEAD ASSEMBLY UNIT



*Comes with only one reel.

RTU-11/2T

TAPE TRANSPORT MECHANISM WITH 2-CHANNEL, 2-TRACK HEAD UNIT



JT-211

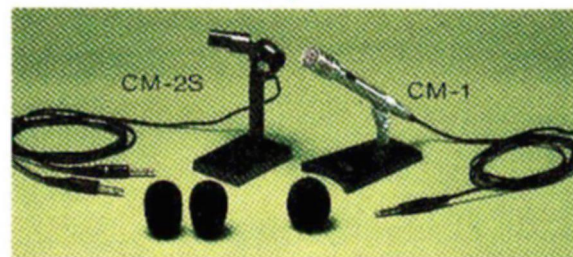
REMOTE CONTROL UNIT FOR RT-2022, RT-2044

TAPE ACCESSORIES



PP-204T: Plug-in 4-Track Head Assembly for RT-1050
PP-220: 10½" Reel Adaptor
PP-101: DIN Connector
PR-100: 10½" Tape Reel
PR-80: 7" Tape Reel

MICROPHONES



CM-1: Uni/Omni-Directional Condenser Microphone
CM-2S: Unidirectional Stereo Condenser Microphone



*Comes with only one reel.

RT-1050

2-TRACK, 3-MOTOR, 3-HEAD STEREO TAPE DECK

Drive System: 3-motor drive system **Tape Speeds:** 15 ips, 7½ ips **Wow & Flutter:** 0.04% WRMS (15 ips) **S/N Ratio:** 57dB **Frequency Response:** 30—22,000Hz ±3dB (15 ips) **Features:** 3-step bias selector, 4-step equalizer selector, plug-in head assembly (4-track assembly available as option), 10½" reel capability **Dimensions:** 18½" (W) × 17²⁷/₃₂" (H) × 9¹⁹/₃₂" (D) **Weight:** 49lb. 10 oz.

*Leather-like vinyl side panels and front cover are used in the construction of this cabinet.



*Comes with only one reel.

RT-1020L

3-MOTOR, 3-HEAD STEREO TAPE DECK WITH 4-CH. PLAYBACK HEAD

Drive System: 3-motor drive system **Tape Speeds:** 7½ ips, 3¾ ips **Wow & Flutter:** 0.08% WRMS (7½ ips) **S/N Ratio:** 55dB **Frequency Response:** 40—20,000Hz ±3dB (7½ ips) **Features:** 3-step bias selector, 2-step equalizer selector **Dimensions:** 17⁵/₁₆" (W) × 16³¹/₃₂" (H) × 8¹⁵/₁₆" (D) **Weight:** 46 lb. 5 oz.

*Walnut veneered side panels are used in the construction of this cabinet.



*Comes with only one reel.

RT-1011L

3-MOTOR, 3-HEAD STEREO TAPE DECK

Drive System: 3-motor drive system **Tape Speeds:** 7½ ips, 3¾ ips **Wow & Flutter:** 0.08% WRMS (7½ ips) **S/N Ratio:** 55dB **Frequency Response:** 40—20,000Hz ±3dB (7½ ips) **Features:** Bias selector, Equalizer selector **Dimensions:** 16⁷/₈" (W) × 16⁷/₈" (H) × 9" (D) **Weight:** 41 lb.

*Walnut grained vinyl side panels are used in the construction of this cabinet.

SPEAKER SYSTEMS



HPM-200

5-WAY 5-SPEAKER SYSTEM

Enclosure: Acoustic suspension dual isolated chamber **Speakers:** 10-inch carbon fiber blended cone woofer ×2, 2½-inch soft-dome midrange, High polymer molecular film tweeter, High polymer molecular film super-tweeter **Impedance:** 6 ohms **Frequency Range:** 25—25,000Hz **Sensitivity:** 89dB/W/M **Maximum Input Power:** 200W **Crossover Frequencies:** 150Hz, 700Hz, 2,000Hz, 5,000Hz **Dimensions:** 29" (W) × 32" (H) × 19" (D) **Weight:** 124 lb.

*Walnut veneered cabinet with particleboard rear panel.



HPM-100

4-WAY 4-SPEAKER SYSTEM

Enclosure: Bass reflex type **Speakers:** 12-inch carbon fiber blended cone woofer, 3¹/₁₆-inch cone midrange, 1²⁵/₃₂-inch cone tweeter, High-molecular polymer super-tweeter **Impedance:** 8 ohms **Frequency Range:** 30—25,000Hz **Sensitivity:** 92.5dB/W/M **Maximum Input Power:** 100W **Crossover Frequencies:** 1,200Hz, 4,000Hz, 12,000Hz **Dimensions:** 15³/₈" (W) × 26³/₈" (H) × 15¹/₂" (D) **Weight:** 58 lb. 14 oz.

*Walnut veneered cabinet with particleboard rear panel.




HPM-60

4-WAY 4-SPEAKER SYSTEM

Enclosure: Bass reflex type **Speakers:** 10-inch carbon fiber blended cone woofer, 3¹/₁₆-inch cone midrange, 1²/₃₂-inch cone tweeter. High-molecular polymer super-tweeter **Impedance:** 8 ohms **Frequency Range:** 35—25,000Hz **Sensitivity:** 92.5dB/W/M **Maximum Input Power:** 60W **Crossover Frequencies:** 1,200Hz, 4,000Hz, 12,000Hz **Dimensions:** 13²⁵/₃₂" (W)×24"(H)×12⁵/₈" (D) **Weight:** 38lb. 8 oz.

*Walnut grained vinyl cabinet with particleboard rear panel.



CS-63DX

4-WAY 6-SPEAKER SYSTEM

Enclosure: Infinite baffle type **Speakers:** 15-inch cone woofer, 5-inch cone midrange ×2, horn tweeter, horn supertweeter ×2 **Impedance:** 8 ohms **Frequency Range:** 20—22,000Hz **Sensitivity:** 99dB/W/M **Maximum Input Power:** 80W **Crossover Frequencies:** 770Hz, 3,300Hz, 12,000Hz **Dimensions:** 18⁷/₈" (W)×28³/₈" (H)×13¹/₁₆" (D) **Weight:** 63lb.

*Walnut veneered cabinet and front grille with particleboard rear panel.



HPM-40

3-WAY 3-SPEAKER SYSTEM

Enclosure: Bass reflex type **Speakers:** 10-inch carbon fiber blended cone woofer, 1²⁵/₃₂-inch carbon fiber blended cone tweeter. High-molecular polymer super-tweeter **Impedance:** 8 ohms **Frequency Range:** 35—25,000Hz **Sensitivity:** 91dB/W/M **Maximum Input Power:** 40W **Crossover Frequencies:** 4,000 Hz, 10,000Hz **Dimensions:** 12¹/₁₆" (W)×22⁷/₁₆" (H)×12¹/₂" (D) **Weight:** 28lb. 10 oz.

*Walnut grained vinyl cabinet with particleboard rear panel.



CS-99A

5-WAY 6-SPEAKER SYSTEM

Enclosure: Infinite baffle type **Speakers:** 15-inch cone woofer, 5-inch cone midrange, 4-inch cone midrange, multi-cellular horn tweeter, dome supertweeter ×2 **Impedance:** 8 ohms **Frequency Range:** 25—22,000Hz **Sensitivity:** 97dB/W/M **Maximum Input Power:** 100W **Crossover Frequencies:** 800Hz, 2,000Hz, 5,000Hz, 10,000Hz **Dimensions:** 16¹/₂" (W)×24¹/₁₆" (H)×11³/₃₂" (D) **Weight:** 51lb. 11 oz.

*Walnut veneered cabinet and front grille with particleboard rear panel.



CS-700G

3-WAY 3-SPEAKER SYSTEM

Enclosure: Infinite baffle type
Speakers: 12-inch cone woofer, 4 3/4-inch cone midrange, multi-cellular horn tweeter
Impedance: 8 ohms
Frequency Range: 35—20,000Hz
Maximum Input Power: 60W
Sensitivity: 95dB/W/M
Crossover Frequencies: 500Hz, 5,000Hz
Dimensions: 15" (W) × 26" (H) × 12 3/4" (D)
Weight: 40 lb. 13 oz.

*Walnut grained vinyl cabinet and walnut veneered front grille with particleboard rear panel.



PROJECT 100A

3-WAY 3-SPEAKER SYSTEM

Enclosure: Bass-reflex type
Speakers: 10-inch cone woofer, 2-inch soft dome midrange, 2-inch cone tweeter
Impedance: 8 ohms
Frequency Range: 40—20,000Hz
Sensitivity: 91.5dB/W/M
Maximum Input Power: 60W
Crossover Frequencies: 700Hz, 6,000Hz
Dimensions: 13" (W) × 23" (H) × 10 1/2" (D)
Weight: 30 lb.

*Walnut grained vinyl cabinet with particleboard rear panel.



CS-500G

3-WAY 3-SPEAKER SYSTEM

Enclosure: Infinite baffle type
Speakers: 10-inch cone woofer, 5-inch cone midrange, 3-inch cone tweeter
Impedance: 8 ohms
Frequency Range: 35—20,000Hz
Maximum Input Power: 50W
Sensitivity: 94dB/W/M
Crossover Frequencies: 700Hz, 8,000Hz
Dimensions: 12 3/4" (W) × 22 1/2" (H) × 12 3/4" (D)
Weight: 32 lb. 3 oz.

*Walnut grained vinyl cabinet and walnut finished plastic front grille with particleboard rear panel.



PROJECT 60A

2-WAY 2-SPEAKER SYSTEM

Enclosure: Bass-reflex type
Speakers: 8-inch cone woofer, cone tweeter
Impedance: 8 ohms
Frequency Range: 50—20,000Hz
Maximum Input Power: 20W
Crossover Frequency: 5,000Hz
Dimensions: 10 5/8" (W) × 18 1/2" (H) × 8 1/2" (D)
Weight: 12 lb.

*Walnut grained vinyl cabinet with particleboard rear panel.



CS-66G

3-WAY 3-SPEAKER SYSTEM

Enclosure: Infinite baffle type
Speakers: 10-inch cone woofer, 6 1/2-inch cone midrange, 3-inch cone tweeter
Impedance: 8 ohms
Frequency Range: 35—20,000Hz
Maximum Input Power: 40W
Sensitivity: 92.5dB/W/M
Crossover Frequencies: 1,000Hz, 7,000Hz
Dimensions: 12 1/2" (W) × 21 5/8" (H) × 11 5/8" (D)
Weight: 26 lb. 6 oz.

*Walnut grained vinyl cabinet and walnut finished plastic front grille with particleboard rear panel.



PIONEER ELECTRONIC CORPORATION

U.S. Pioneer Electronics Corporation

Head Office

75 Oxford Drive, Moonachie,
New Jersey 07074, U.S.A.

Cardena Office

13300 South Estrella Avenue, Gardena,
California 90248, U.S.A.

Chicago Office

737 Fargo Avenue, Elk Grove Village,
Illinois 60007, U.S.A.

NOTE: Specifications and design subject to possible
modification without notice.