


## EMIM™ Midrange Driver

Infinity's exclusive Electro-magnetic Induction Midrange driver, or EMIM, shares with the EMIT the clear technological advantages of a highly damped low-mass diaphragm suspended in an enormous magnetic force-field.

And it has extended to the vital midrange the same superlative benefits the EMIT first brought to the high-frequency range: new clarity, precise definition and a beautifully accurate transient response that is breathtaking.



## Infinity/Watkins Woofer\*

The most advanced woofer technology: dual voice-coils dramatically increase the low-frequency range without the need to increase enclosure size.

This new engineering concept makes it possible to obtain high sound-pressure levels and essentially flat frequency response without sacrificing efficiency.

Further, it eliminates reproduction of the undesirable resonant peak of the enclosure.

## Polypropylene cone

The most advanced speaker cone material in the world. Unlike the paper cones traditionally used,



polypropylene is acoustically inert; it adds no sound of its own to alter and degrade the musical signals.

In addition, its excellent ratio of stiffness to mass and its superior self-damping properties help produce quick piston action in response to transients in the music, and prevent cone break-up. The result is clean, crisp tones at all frequencies and all dynamic levels.

Thus Infinity's scientists and engineers have specified only polypropylene cones for *all* the Infinity speakers shown in these pages.

## Important to note

For more details about individual Infinity speakers or specific features of Infinity technology, ask your dealer for the appropriate brochures or write to Infinity.

Infinity speakers carry a five-year transferable limited warranty. For details, see the complete warranty statement packed with each Infinity speaker.

Because Infinity strives always to improve existing products, changes may be made in performance specifications, prices and details of construction and finish.

## An Investment in longevity

Infinity speakers, with their advanced technology, won't soon be equalled, much less outdated.

Their musical honesty, like their value, will be appreciated over the years.

Aside from their inner beauty, the classic look of hand-rubbed oak veneers and solid hardwoods affirms their timeless value.

We believe that the quality of Infinity speakers will improve the quality of your life.

For a good, long time.

\*Manufactured exclusively by Infinity Systems, Inc. under license from Watkins Engineering, Inc.

# The Infinity Technology.

## What it's all about.



We get you back to what it's all about. Music.

© 1981 by Infinity Systems, Inc., 7930 Deering Avenue, Canoga Park, California 91304, USA  
(213) 883-4800. TWX (910) 494-4919

Design: Orenstein & Associates, Inc., Sherman Oaks, California

Printed in U.S.A. Dec. 1981

1281-IRS

## How to enjoy tomorrow's technology tomorrow: Buy any Infinity speaker today.

Whether you spend around \$130 apiece for the RSJr. or \$22,000 for the Infinity Reference Standard system, you get advanced technology no other speaker has. At any price.

Every Infinity speaker embodies technology originally developed for our no-compromise state-of-the-art systems. Technology engineered and developed by Infinity.

### **Our goal: musical accuracy.**


At Infinity our discipline is in engineering and the sciences. But our passion is music. We believe that the only real advances in high fidelity are those that result in *greater musical accuracy*. That is the goal, and the result, of Infinity's advanced technology.

### **Listen to any Infinity speaker.**

Compare Infinity with others — price for price. Suddenly the old "name" speakers sound wrong. Edgy. Boomy. Fatiguing. Suddenly you realize that all these years you've been listening more to the *speakers* — and to the distortions of sound bouncing off the walls — than to the music.

You'll discover that Infinity speakers have no sound of their own. All you hear is the music — pure and unaltered.

Now you know why our technology has made Infinity the acknowledged high-technology leader of the industry.



## Infinity Reference Standard

### **No compromise.**

Only one objective guided the years of design and development that created the Infinity Reference Standard system:

To achieve the world's highest level of musical accuracy. With no compromises for the sake of practicality or price.

The system includes two servo amplifiers, each rated at 1.5 kilowatts, to drive the woofers.

Each channel's bass module has six 12-inch woofers with polypropylene cones. Each midrange-tweeter module contains 36 EMIT™ electromagnetic induction tweeters, 12 of them facing rearward, and 12 EMIM™ midrange drivers. They can be driven by any high-quality stereo amplifier with 100 to 500 watts of power per channel RMS.

This virtuoso music-reproducing system "idles" even while operating at full power, handling the most complex and demanding musical passages without the slightest apparent effort. Its frequency range is an astonishing 16 to 40,000 Hz  $\pm$  2 dB. Its dynamic range is virtually unlimited.

Cabinetry is of Brazilian rosewood solids and veneers. Each module is an imposing seven feet six inches tall.

This is the one system in the world for the few whose musical passion, training and temperament demand the finest — and who can afford to indulge that demand.



**Reference Standard I**



**Reference Standard II**

**A rather more affordable perfection.**

As the music begins, a panorama of living performance opens before your ears. The musical image has breathtaking depth and perspective detail. Complex and demanding passages are effortlessly reproduced.

Each bass module contains six 8-inch woofers with polypropylene cones. A unique servo sensing network continuously compares woofer response with the original signal and feeds instantaneous corrections through your amplifier. Each treble/midrange module consists of two dipole line sources—four EMIT tweeters and seven EMIM midranges—mounted in mathematically curved diffraction control wings of solid oak. A separate electronic crossover servo control unit is included.

*Frequency response:* 25 to 32,000 Hz  $\pm$  2 dB.

*Suggested for use with amplifiers or receivers of:* Bass module, 150 watts per channel min.; Midrange/treble module, 75 watts per channel min. Must be bi-amped.

*Drivers, each channel:* Six 8-inch woofers with polypropylene cones, servo network controlled. Seven EMIM midrange drivers in dipole array. Four EMIT tweeters, one rear facing in dipole array.

*Crossover frequencies:* 250 Hz, 1,000 Hz, 5,000 Hz, 10,000 Hz.

*Dimensions:* Bass column, 60 inches x 12 wide x 12 (150 cm x 30 x 30). Midrange/treble column, 60 inches x 24 wide x 24 (150 cm x 60 x 60).

**Spectacular accuracy of musical imaging.**

Close your eyes and a wide panorama of "live" musicians is revealed. Every voice and instrument is reproduced with three-dimensional accuracy—front, center and back, as well as left and right.

As the name suggests, the Reference Standard II inherits much of its state-of-the-art technology from the incomparable Infinity Reference Standard system.

A unique 5-way crossover blends the 7 drivers into an apparent point source. The solid oak wings are curved in a configuration precisely calculated to minimize distortion due to diffraction. This creates an unparalleled depth, breadth, and clarity of musical image.

*Frequency response:* 38 to 32,000 Hz  $\pm$  2dB. *Suggested for use with amplifiers or receivers of:* 35 through 250 watts per channel RMS.

*Drivers, each channel:* Two 10-inch (25cm) RS woofers with polypropylene cones in Watkins dual-drive configuration. Three 5-inch dipole midrange drivers with polypropylene cones. Two EMIT™ tweeters, one facing rear.

*Crossover frequencies:* 60 Hz, 125 Hz, 1500 Hz, and 3,000 Hz.

*Dimensions:* 48 inches x 22¾ wide x 18. (122 cm x 58 wide x 46.)

*Finish:* Oak veneer over high density particle board woofer enclosure.



## Reference Standard III

**Robust Infinity musicality, yet only modestly expensive.**

Here is the same breathtaking realism and honest warmth that characterizes our most expensive Reference Standard speakers.

The Reference Standard III employs scrupulously accurate Infinity drivers, in left/right mirror image array to provide a seamless panorama of stereo sound with as little as 35 watts per channel, or as much as a thunderous 200 watts per channel.

The tall, thin, elegant configuration will slip easily into your listening space without crowding. And the cabinetry is hand finished contemporary golden oak.


One listen will satisfy you that the Infinity Reference Standard III is the most advanced and musically accurate speaker at its price.

*Frequency response:* 40 to 32,000 Hz  $\pm$  2dB.  
*Suggested for use with amplifiers or receivers of:* 35 through 200 watts per channel RMS.

*Drivers, each channel:* Two 8-inch (20cm) RS woofers with polypropylene cones in Infinity/Watkins dual-drive configuration. One 5-inch midrange with polypropylene cone. One EMIT™ tweeter.

*Crossover frequencies:* 60,300, 3,000 Hz.  
*Dimensions:* 48 inches x 18 wide x 7. (120 cm x 45 wide x 17.5).

*Finish:* Golden oak veneer over high density particle board.



## InfiniTesimal III™ i-Car

**Infinity makes two small contributions to the state of the art.**

Here is the unparalleled clarity and overall balance of our large speakers, with the deep, accurate bass and pristine treble that made Infinity speakers famous.

Here too is the incomparable Infinity technology: the EMIT™ tweeter, and a dynamite 5-inch woofer with a polypropylene cone for extended bass and midrange accuracy, capable of punching out 100 watts of sound. i-Car fits into any standard car speaker mounting hole. InfiniTesimal fits anywhere else. Two tremendous little performers.

*Frequency response:* InfiniTesimal: 65-32,000 Hz  $\pm$  2 dB.  
i-Car: 40-32,000 Hz.

*Suggested for use with amplifiers or receivers of:* 15 to 100 watts per channel RMS.

*Drivers, each channel:* One 5-inch Infinity woofer with polypropylene cone. One EMIT tweeter.

*Crossover frequency:* 3,500 Hz.

*Dimensions:* InfiniTesimal: 11 $\frac{3}{8}$  inches x 6 $\frac{3}{4}$  wide x 5 $\frac{3}{4}$  (28.5 cm x 16.9 wide x 14.5)

i-Car: 9 $\frac{1}{4}$  inches x 6 $\frac{3}{4}$  wide x 2 $\frac{1}{8}$  deep from back of frame. (23.5 cm x 16 wide x 5.4).

*InfiniTesimal:* Black aluminum with Perspex end-caps. Mounting bracket kit optional at extra cost.

*i-Car:* ABS glass filled plastic, black aluminum grille.



## Intimate™ Stereo

**Audiophile fidelity to go!**  
**With FM stereo and Dolby\* cassette.**

Sophisticated Infinity technology brings you the in-person reality of musical performances, all in the palm of your hand.

Dolby\* Noise Reduction brings out all the brilliance of your Dolby\* recorded cassettes. A switch selects Metal, CrO<sub>2</sub>, or standard tape equalization. Precision dual flywheels virtually eliminate tape speed variations when you're on the move.

The FM Stereo Module (optional) has 3 IF stages, a feature found in the finest home receivers.

This assures superior sensitivity and "hash" rejection. Intimate comes complete with samarium-cobalt magnet headphones, an elegant carrying case, and batteries.

Intimate stereo immerses you in the musical experience wherever you roam.

*Tape transport:* Dual flywheel capstan, wow-and-flutter less than 0.2% WRMS.

*Signal-to-noise ratio:* Greater than 60dB with Dolby N.R.\*

*Power output:* 40mW per channel.

*Tape Equalization:* Switchable to Metal, CrO<sub>2</sub>, or standard.

*Frequency response:* 40 - 12,000 Hz.

*FM Stereo Module:* (Optional) 3 IF stages.

*S/N ratio greater than 55 dB (stereo). Automatic stereo-to-mono blend for noise suppression.*

*Headphones:* Featherweight, open air style. Samarium cobalt driver magnets.

\*Dolby is a registered trademark of Dolby Labs.



## The Infinity RS Series

**Advanced Infinity engineering plus unheard-of value in musical realism.**

### Reference Studio Monitor (Left)

High efficiency, to deliver thunderous volume on as little as 35 watts. Heavy power-handling, to stay cool and smooth on as much as 250 watts. Front-panel controls.

Other monitor speakers certainly have efficiency and power-handling capability. But we believe none also has our Reference Studio Monitor's sweetness in the upper register, open detail in the midrange and definition in the mid and low bass.

### RS<sub>Jr.</sub> (Foreground)

The RS<sub>Jr.</sub> brings advanced Infinity technology to a new low price. No small achievement.

Here is the same critically acclaimed EMIT™ tweeter technology and the same distortion-free polypropylene woofer cone material found in our very expensive speakers.

This heritage of state-of-the-art technology imbues the RS<sub>Jr.</sub> with an astonishing musical authority and honesty. And when you hear the low price, you won't believe your ears.

### RS<sub>a</sub> (Center)

It could come only from Infinity: a speaker with remarkable midrange — without a separate midrange driver!



	Reference Studio Monitor	RS <sub>b</sub>	RS <sub>a</sub>	RS <sub>e</sub>	*RS <sub>Jr.</sub>
Frequency response:	43 through 32,000 Hz ±3 dB.	45 through 32,000 Hz ±3 dB.	45 through 32,000 Hz ±3 dB.	45 through 32,000 Hz ±3 dB.	50 through 32,000 Hz ±3 dB.
Suggested for use with amplifiers or receivers of:	35 to 250 watts per channel RMS.	25 to 200 watts per channel RMS.	25 to 150 watts per channel RMS.	25 to 100 watts per channel RMS.	20 to 75 watts per channel RMS.
Drivers, each channel:	One 12-inch (30 cm) RS woofer with polypropylene cone. One 5-inch (12 cm) midrange driver with polypropylene cone. One EMIT tweeter, rotatable.	One 10-inch (25 cm) RS woofer with polypropylene cone. One 5-inch (12 cm) midrange driver with polypropylene cone. One EMIT tweeter, rotatable.	One 10-inch (25 cm) RS woofer with polypropylene cone. One 5-inch (12 cm) midrange driver with polypropylene cone. One EMIT tweeter, rotatable.	One 8-inch (20 cm) RS woofer with polypropylene cone. One EMIT tweeter, rotatable.	6 1/2-inch woofer with polypropylene cone. One EMIT tweeter, rotatable.
Crossover frequencies:	650 Hz and 4,400 Hz.	750 Hz and 4,000 Hz.	4,500 Hz.	3,500 Hz.	4,500 Hz.
Dimensions:	26 1/2 inches x 15 wide x 10. (67 cm x 38 wide x 25.)	25 inches x 14 wide x 10. (63 cm x 35 wide x 25.)	25 inches x 14 wide x 10. (63 cm x 35 wide x 25.)	20 inches x 13 wide x 9 1/2. (51 cm x 33 wide x 24.)	18 inches x 12 wide x 9 5/8. (46 cm x 30 wide x 24.)
Finish:	Oak veneer over high-density particle board. *Oak grain vinyl over high-density particle board. Optional matching floor pedestals are available for all RS Series speakers, to raise the speakers to the proper height and angle for optimum sound dispersion.				

The clarity, flexibility, and detail of midrange come through gloriously, regardless of variations in program material, room acoustics and personal listening tastes.

#### RS<sub>b</sub> (Back)

Among the countless speakers in its price range, the three-way RS<sub>b</sub> stands uniquely apart—both for years-ahead Infinity technology and for value.

Item: our ten-inch RS woofer with its polypropylene cone delivers low bass with a cleanliness and ease that conventional *twelve*-inch woofers with their paper cones cannot surpass.

Such realism could never come from a two-way speaker before—before the remarkable EMIT tweeter and the remarkably responsive polypropylene woofer cone.

#### RS<sub>e</sub> (Right)


No speaker this size has ever been this accurate.

The RS<sub>e</sub>, developed specifically for bookshelf use, has an eight-inch woofer cone of distortion-free polypropylene instead of paper; an EMIT instead of a cone or dome tweeter; tweeter control; and more:

Typical Infinity high-frequency delicacy. Exceptional midrange detail. Surprisingly deep and smooth bass.

A heritage of advanced Infinity technology insures that you can live with the RS<sub>e</sub> for a good, long time.

## The Infinity Technology



#### EMIT™ Tweeter

It has made cone and dome tweeters obsolete. It reveals musical details you've heard only in live performance. No previous high-frequency driver has ever matched the EMIT (Electromagnetic Induction Tweeter).

Every Infinity speaker shown in this folder incorporates at least one EMIT—the exclusive Infinity tweeter acclaimed worldwide:

for its utter transparency and exact detailing, even at highest sound levels.

for the responsiveness of its ultra-thin, ultra-low-mass planar diaphragm driven by magnets of rare-earth samarium cobalt, several times more powerful than ferrite.

for its near-perfect horizontal dispersion of even the highest frequencies.

for its exceptional power-handling capability.

for its range, up to 32,000 Hz—above and beyond the limits of human hearing—where the overtones give voices and instruments their individual character.