

**FISHER**

*Announces  
A Great New Product*

A Fabulous, New FM Tuner With Remote Control

# THE FISHER MF-300

CHOICE OF CABLE OR WIRELESS, REMOTE UNIT



Now you can enjoy the luxury of selecting FM stations from your favorite easy chair, *plus* exact center-of-channel tuning of *absolute accuracy* (exceeding even the most careful manual tuning!) All meters and tuning eyes have been eliminated. Simply press a button on the Remote Control Unit, or its counterpart on the main control panel, and the TUNE-O-MATIC circuits take over. The dial pointer† moves to the left or right, as desired, in velvety silence. It stops at the precise point of maximum signal and the program you have selected emerges in perfect fidelity from the previously silent background. The FISHER MF-300 is supplied with thirty feet of Remote Control cable and the Remote Control Station Selector Unit, Model RK-10. A completely WIRELESS Remote Control Unit, Model RK-20, is available optionally, at additional cost. It includes facilities for automatic remote station selection, remote volume control and the main on-off switch. On the FISHER MF-300 mono-stereo operation is automatic. The world famous FISHER STEREO BEACON\* *automatically* signals the presence of a stereo program and *automatically* switches the equipment to stereo operation.

## OUTSTANDING FEATURES

### EXCLUSIVE TUNE-O-MATIC MOTOR TUNING

Extensive tests prove that FISHER TUNE-O-MATIC motor tuning is three times more accurate than the most careful manual tuning, even with laboratory-type tuning meters.

### EXCLUSIVE WIRELESS REMOTE CONTROL (OPTIONAL) WITH TILT-TUNE

Automatic tuning action and volume level setting can be controlled from any part of the room by pressing the TUNE or VOLUME control button. Tilting the Remote Control Unit to the left moves the dial pointer in that direction, (or lowers the volume.) Tilting the Remote Control Unit to the right moves the dial pointer in that direction, (or raises the volume.) The entire high fidelity system can be turned off, or on, with the Remote Control Unit

†TUNE-O-LITE

(excepting the transistorized Remote Control Receiver which uses negligible current.)

### EXCLUSIVE MULTI-TUNING FLEXIBILITY AND CONVENIENCE

There are three different methods of tuning. Tuning can be accomplished by (1) using the two pushbuttons on the MF-300 control panel; (2) using pushbuttons on the wire remote control unit, Model RK-10, or the wireless remote control unit, Model RK-20; and (3) using the tuning knob for manual tuning. AFC can be switched off during tuning for maximum manual tuning accuracy. During the automatic tuning sequence, AFC is automatically defeated until the *exact* center-of-channel position is reached. Then, the powerful AFC circuit comes into operation, to correct the infinitesimal tuning error, *if any*, of the TUNE-O-MATIC circuit.

### EXCLUSIVE THREE-POSITION MUTING SWITCH

With the Muting Switch in OFF position, the TUNE-O-MATIC circuit will stop at *all* stations on the band, even those so weak that an ordinary tuner could not receive them. With the switch in NORMAL position, these weak stations are bypassed by the TUNE-O-MATIC circuit. With the Muting switch in MAX position, the TUNE-O-MATIC will stop only at stations delivering a powerful signal at the location. In extreme fringe areas, this eliminates interference or other difficulties occasionally present in such locations. Regardless of the position of the Muting Switch, once the *exact* center-of-channel is reached, the full sensitivity of the tuner is restored, for optimum performance.

### THREE-POSITION SELECTOR SWITCH

The MONO position prevents interference on stations broadcasting subscriber background music. The AUTOMATIC position provides normal reception for both mono and stereo programs. The STEREO position provides locked stereo reception on fading signals.

\*Patent Pending

## HOW TO OPERATE THE MODEL RK-10 REMOTE CONTROL

Every MF-300 FM Tuner is supplied with the new FISHER RK-10 Remote Control Unit and thirty feet of cable. Simply depress one of the two pushbuttons on the remote control unit for automatic and precise tuning. Depressing the left button moves the dial pointer to the left; depressing the right button moves the dial pointer to the right.



FISHER MF-300 FM TUNER  
(REAR VIEW OF CHASSIS)

30 FEET OF WIRE CABLE



REMOTE CONTROL UNIT,  
MODEL RK-10

## HOW TO OPERATE THE WIRELESS REMOTE CONTROL TRANSMITTER AND RECEIVER, MODEL RK-20

**TRANSMITTER.** The two pushbuttons on the transmitter are marked "TUNE" and "VOLUME" respectively. Depress the "TUNE" button and tilt to the left to move the dial pointer in that direction. Tilt to right for tuning to the right. Depress the "VOLUME" button and tilt to left for less volume, and for turning off the entire high fidelity system; tilt to right to turn on the system and for increased volume.

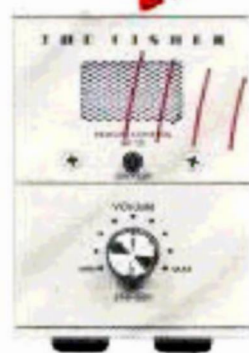
**REMOTE CONTROL RECEIVER.** There are two basic controls on the receiver—an ON-OFF pushbutton to shut off the operation of the Remote Control Receiver itself, and a Stereo Volume Control with illuminated position indicator. By turning this control fully counter-clockwise, the entire high fidelity system can be shut off.

One can turn on the entire high fidelity system, by remote control, by depressing the VOLUME pushbutton on the transmitter and tilting the unit to the right. This also increases the volume level. The volume control setting is shown by a bright red indicator light and is visible at any distance. Since it is necessary for the remote control receiver to remain in operation under normal use to be able to receive all commands, a green STANDBY light indicating this status remains lit even when the entire high fidelity system is shut off. To shut off all the equipment, simply press the ON-OFF pushbutton at the top of the remote control receiver.

FISHER MF-300 FM TUNER  
(REAR VIEW OF CHASSIS)



AMPLIFIER

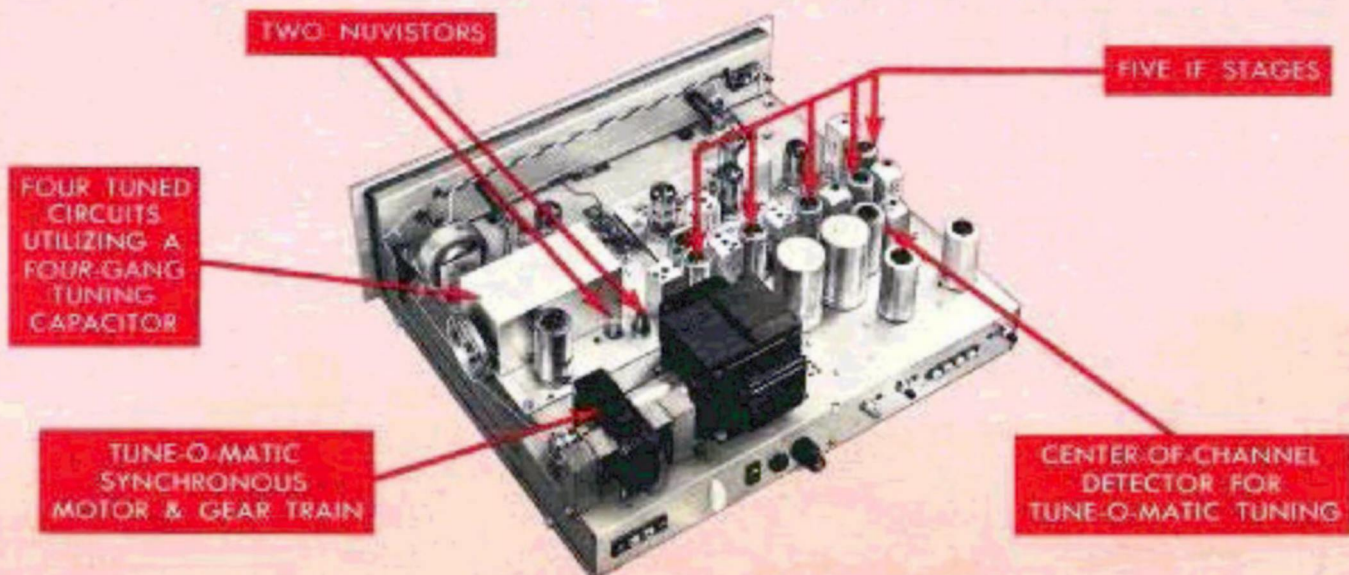


REMOTE CONTROL RECEIVER,  
MODEL RK-20



REMOTE CONTROL  
TRANSMITTER,  
MODEL RK-20

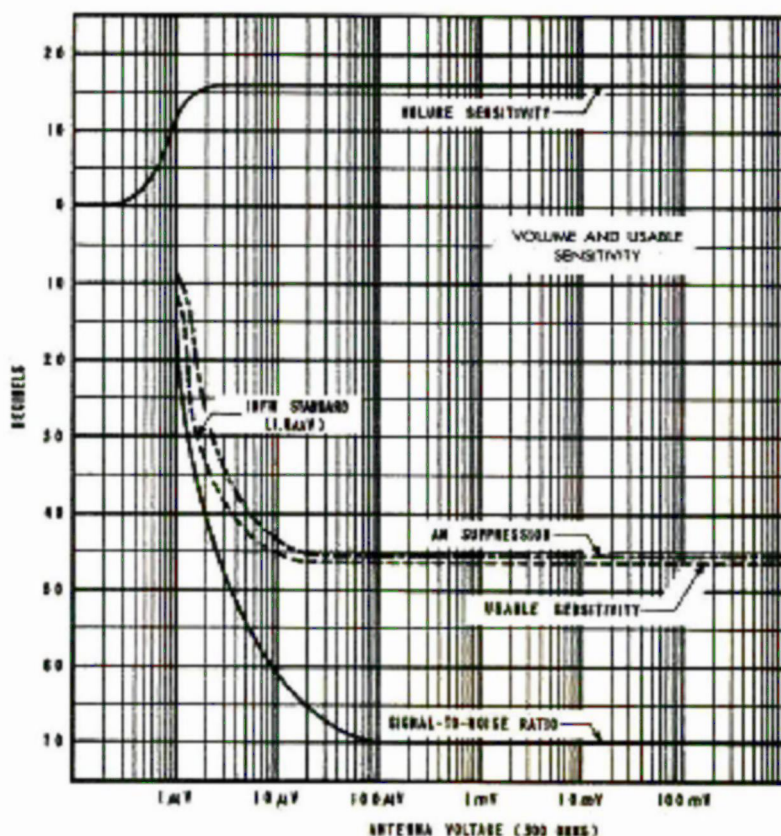
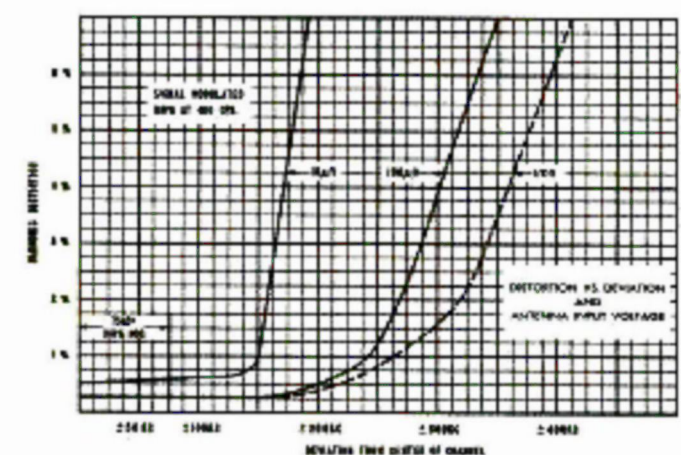
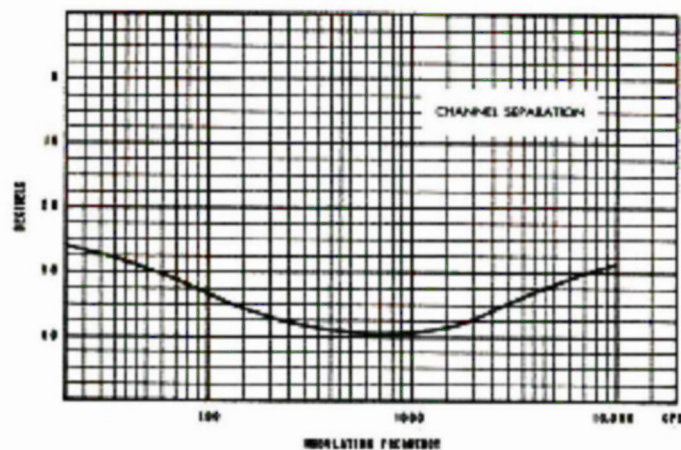
## REAR VIEW OF THE MF-300 FM TUNER CHASSIS



## TECHNICAL SPECIFICATIONS

# THE FISHER MF-300

- Sensitivity (20 db of quieting, with 72-ohm antenna) 0.5 microvolt.
  - Sensitivity (IHFM Standard) 1.6 microvolts.
  - Signal-to-Noise-Ratio (100% Modulation) 75 db.
  - Selectivity (alternate channel) 65 db.
  - FM Harmonic Distortion (400 cps, 100% Modulation), less than 0.3 %.
  - Capture Ratio: 1.5 db.
  - Calibration Accuracy: 0.2%.
  - Audio Frequency Response: 20-15,000 cps  $\pm$  1 db.
  - Stereo Separation (at 1 kc) 35 db.
  - Total Audio Harmonic Distortion (at rated output) less than 0.15%.
- Exclusive FISHER GOLDEN CASCADE front-end with two Nuvistors, and four tuned circuits utilizing a four-gang tuning capacitor.
  - Five IF stages.
  - Five wide-band limiters, including a germanium diode dynamic limiter.
  - 16 tubes.
  - 24 diodes.
  - Selenium Bridge Rectifier.
  - CHASSIS DIMENSIONS: 15 $\frac{1}{8}$ " wide, 4-13/16" high, 13" deep.
  - WEIGHT: 17 $\frac{3}{4}$  pounds.
  - Cabinets available in Walnut, Model 10-UW; Mahogany, Model 10-UM; or Metal Cabinet in simulated leather, Model MC-2.



FISHER RADIO CORPORATION • LONG ISLAND CITY 1, NEW YORK

PLANTS IN LONG ISLAND CITY, N. Y. • FISHER PARK, MILBURY, PA. • LEWISTOWN, PA. • BELLEVILLE, N. J.