


SENTRY I



SENTRY II

DESCRIPTION AND APPLICATIONS

A most carefully designed, acoustically excellent studio, use of the finest professional microphones precisely selected for the specific application, and the greatest operating skill are of small value without a precise audio reference standard.

Reality in sound is the promise made and kept by Electro-Voice Sentry monitor loudspeakers. Flat, "un-colored" audio response provides a known reference point from which all related equipment can be evaluated and adjusted. The high-integrity sound, free from any coloration, affords the opportunity for optimum control over audio quality.

Adaptable to your physical requirements, the Sentry monitors are ideal for studio and control room monitoring in radio, TV, and recording facilities. Invaluable for critical review in music instruction courses and classroom use in music appreciation courses.

The Sentry I is specifically designed for wall or ceiling mounting. Walnut finished on four sides, the Sentry II may be used in either the vertical or horizontal position.

NOTE: Some studio monitor installations are designed for 150 or 600 ohm transmission lines. For these installations, a means of matching to the Sentry 16 ohm impedance is required.

SPECIFICATIONS

Sentry I	
Frequency Response:	30-20,000 Hz
EIA Sensitivity Rating:	49 db
Impedance:	16 ohms
Power Handling Capacity:	20 watts
Finish:	Walnut
Size:	21½" high at rear, 37" wide, 16 3/8" deep at top

Sentry II

Frequency Response:	30-20,000 Hz
EIA Sensitivity Rating:	49 db
Impedance:	16 ohms
Power Handling Capacity:	20 watts
Finish:	Walnut
Size:	20" high, 32" wide, 13" deep
Weight:	63 pounds
Optional Accessories:	Transformer 15126, provides 16, 150, 600 ohm primary and 16 ohms secondary. Available from E-V Service Department.

ARCHITECTS' AND ENGINEERS' SPECIFICATIONS

The speaker system shall be an Electro-Voice Sentry (specify I or II) studio monitor speaker system or equivalent. Frequency response shall be flat within ± 3 db from 30 to 20,000 Hz. Power handling capacity shall be 20 watts continuous program level, and 40 watts for momentary peaks. EIA sensitivity rating shall be 49 db. A 12-inch low- and mid-frequency range cone speaker, a very-high-frequency driver (utilizing the Sonophase principle of throat design), and a high-frequency crossover network shall be provided, each selected for specific performance so that when combined in a Sentry (specify I or II) monitor cabinet, specified frequency response is assured.

The Sentry I monitor speaker cabinet finish shall be walnut. Its dimensions shall be 21½ inches high (at rear), 37 inches wide, and 16 3/8 inches deep (at top). Net weight shall not exceed 82 pounds. Access to terminal board shall be by removal of front grille panel. The cabinet shall be so constructed that it may be mounted on either a wall or ceiling.

The Sentry II monitor speaker cabinet finish shall be walnut. Its dimensions shall be 20 inches high, 32 inches wide and 13 inches deep. Net weight shall not exceed 68 pounds. A terminal board shall be provided on rear panel.

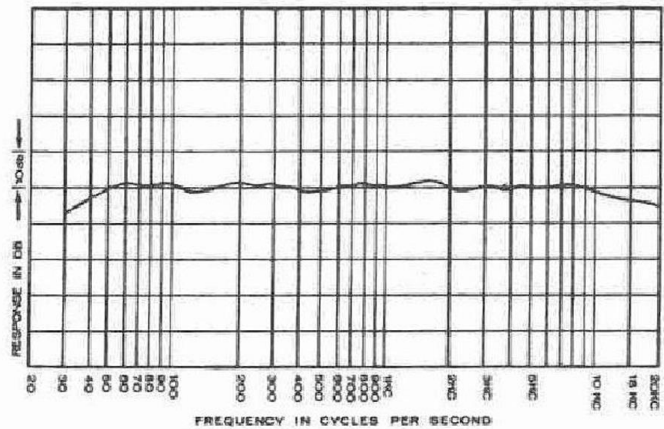


Figure 1 - Frequency Response

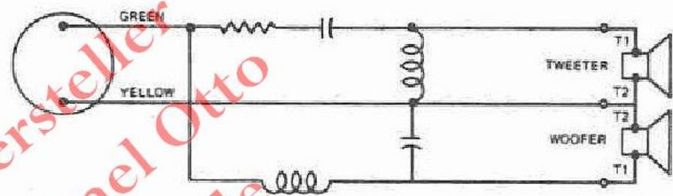


Figure 2 - Wiring Diagram

© beim Hersteller
 Archiv Michael Otto
 HiFi-Classics.de