



ENGINEERING DATA LS8, LS12A & LS15 WOLVERINE LOUDSPEAKERS

DESCRIPTION

Wolverine LS8, LS12A and LS15 loudspeakers are designed to operate effectively both as full-range speakers and as low-frequency drivers in multi-way systems. Full-range reproduction is enhanced by the exclusive Radax design. The dimensions, mass and location of the coaxially mounted Radax cone have been carefully chosen for maximum improvement of the speaker's high-frequency performance. Carefully selected and specially treated cone material assures extended bass response, affording pleasing reproduction of all low frequencies normally encountered in music.

INSTALLATION

As with any quality loudspeaker, care should be taken to house Wolverine speakers properly if best results are to be obtained. Excellent results may be achieved by the use of a properly designed bass reflex enclosure. Detailed information on home construction of bass reflex enclosures is available from Electro-Voice in Technical Bulletin No. 10. Any of the bass reflex enclosures described in numerous articles may be employed, provided they are intended for a speaker of the same size and resonant frequency as the Wolverine speaker to be used.

To mount a Wolverine speaker, cut a baffle opening and drill mounting holes as indicated. Use four carriage bolts, nuts and washers, or equivalent; use of woodscrews is not recommended. Secure the speaker to the baffle board just tightly enough to compress the speaker gasket. Excessive tightening is not necessary as the compressible gasket will form an acoustical seal with nominal pressure.

CONNECTIONS

Use #18 or larger fixture wire to connect the two terminals on the loudspeaker to the amplifier output. To insure proper phasing, the speaker T1 terminal should be connected to the 8 ohm amplifier tap, the T2 terminal should be connected to the amplifier common tap. The 8 ohm impedance of Wolverine speakers is a standard EIA rating. A mismatch of as much as 50% may be made without greatly affecting the reproduction quality or efficiency of the unit. When the speaker cable must be run under carpets or behind moldings, etc., ordinary T. V. twin lead is satisfactory.

SPECIFICATIONS

	<u>LS8</u>	<u>LS12A</u>	<u>LS15</u>
Frequency Response:	45 to 14,000 cps	40 to 14,000 cps	35 to 14,000 cps
Nominal Impedance:	8 ohms	8 ohms	8 ohms
Power Handling Capacity:			
Program:	20 watts	20 watts	20 watts
Peak:	40 watts	40 watts	40 watts
Voice Coil Diameter:	2"	2"	2"
Magnet Weight:	6.8oz. Alnico V	13oz. Cer. Indox	13oz. Cer. Indox
Nominal Resonance:	75 cps	65 cps	50 cps
EIA Sensitivity Rating:	43 db	45 db	47 db
Dimensions:	8-3/8" dia. x 3-1/2" overall depth	12" dia. x 3-15/16" depth	15-1/8" dia. x 6-11/32" depth
Net Weight:	4 lbs. 8 oz.	5 lbs. 8 oz.	9 lbs.
Baffle Opening:	7-1/8"	11"	14"
Mounting:	Four 9/32" holes equally spaced on circle of 7-5/8" 11-1/2" 14-1/2"		

150.- 178.- 228.-

SYSTEM IMPROVEMENT

Wolverine Step-up kits provide a simple method for improving speaker system performance in stride with the budget. A single loudspeaker may

be expanded to a deluxe 3-way system without obsoleting existing components, and with the assurance of properly matched components.

Model HF1 high frequency Step-up Kit should be the first addition to a Wolverine full range speaker. In addition to extending high-frequency response to beyond the limits of audibility, this Step-up Kit provides more precise definition of VHF wave forms and improved high-frequency dispersion in the listening area.

If a further improvement in performance is desired, the final addition should be an MF1 mid-range Step-up Kit. The audio range is thus divided for more efficient reproduction of each frequency section, lowering both harmonic and intermodulation distortion. The improved mid-range performance provided by the MF1 is especially important because instrument and voice harmonics which determine the character of the sound are found in this frequency range.

CUSTOMER SERVICE

Wolverine speakers are packed to provide protection well in excess of shipping requirements of the Interstate Commerce Commission. If shipping damage does occur, contact the carrier or the dealer from whom the unit was purchased, and request inspection and instructions.

WARRANTY

Electro-Voice Sound Reinforcement & Public Address Loudspeakers and accessories are guaranteed for five years from date of original purchase against malfunction due to defects in workmanship and materials. If such malfunction occurs, unit will be repaired or replaced (at our option) without charge for materials or labor if delivered prepaid to the proper Electro-Voice service facility. Unit will be returned prepaid. Warranty does not cover finish or appearance items or malfunction due to abuse or operation at other than specified conditions. Repair by other than Electro-Voice or its authorized service agencies will void this guarantee.

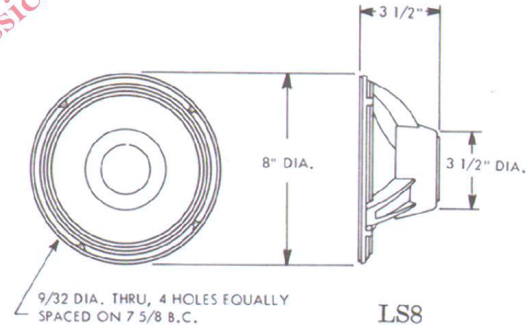
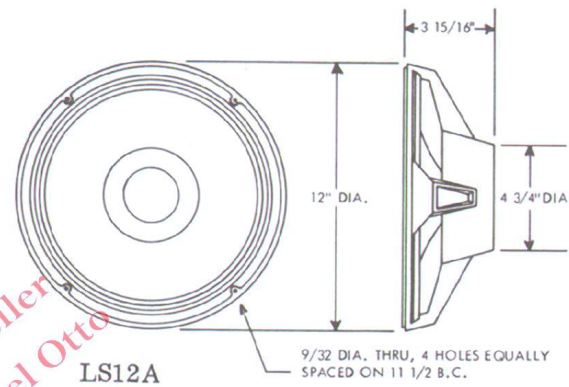
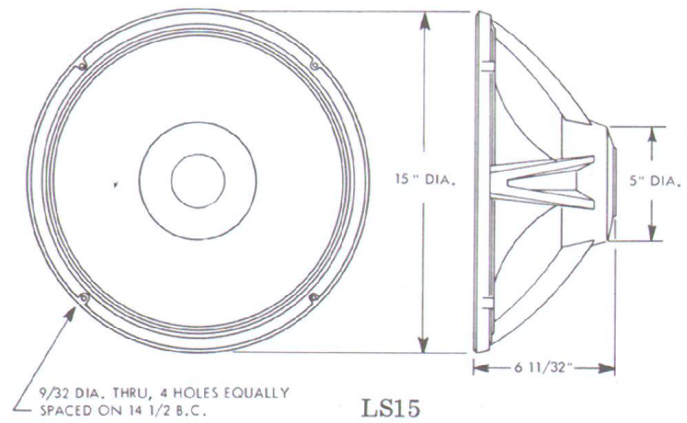


Figure 1-Dimensions



DESCRIPTION

Wolverine LS8, LS12, and LS15 loudspeakers are designed to operate effectively both as full-range speakers and as low-frequency drivers in multi-way systems. Full-range reproduction is enhanced by the exclusive Radax design. The dimensions, mass and location of the coaxially mounted Radax cone have been carefully chosen for maximum improvement of the speaker's high-frequency performance. Carefully selected and specially treated cone material assures extended bass response, affording pleasing reproduction of all low frequencies normally encountered in music.

INSTALLATION

As with any quality loudspeaker, care should be taken to house Wolverine speakers properly if best results are to be obtained. Excellent results may be achieved by the use of a properly designed bass reflex enclosure. Detailed information on home construction of bass reflex enclosures is available from Electro-Voice in Technical Bulletin No. 10. Any of the bass reflex enclosures described in numerous articles may be employed, provided they are intended for a speaker of the same size and resonant frequency as the Wolverine speaker to be used.

To mount a Wolverine speaker, cut a baffle opening and drill mounting holes as indicated. Use four carriage bolts, nuts and washers, or equivalent; use of woodscrews is not recommended. Secure the speaker to the baffle board just tightly enough to compress the speaker gasket. Excessive tightening is not necessary as the compressible gasket will form an acoustical seal with nominal pressure.

FEATURES

- Rigid, die-cast frame
- Shallow design permits wall mounting
- Ceramic magnet for high efficiency

CONNECTIONS

Use #18 or larger fixture wire to connect the two terminals on the loudspeaker to the amplifier output. To insure proper phasing, the speaker T1 terminal should be connected to the 8 ohm amplifier tap, the T2 terminal should be connected to the amplifier common tap. The 8 ohm impedance of Wolverine speakers is a standard EIA rating. A mismatch of as much as 50% may be made without greatly affecting the reproduction quality or efficiency of the unit. When the speaker cable must be run under carpets or behind moldings, etc., ordinary T. V. twin lead is satisfactory.

SPECIFICATIONS

	<u>LS8</u>	<u>LS12</u>	<u>LS15</u>
Frequency Response:	45 to 14,000 cps	40 to 14,000 cps	35 to 14,000 cps
Nominal Impedance:	8 ohms	8 ohms	8 ohms
Power Handling Capacity:			
Program:	20 watts	20 watts	20 watts
Peak:	40 watts	40 watts	40 watts
Voice Coil Diameter:	2"	2"	2"
Magnet Weight:	6.8oz. Alnico V	13oz. Cer. Indox	13oz. Cer. Indox
Nominal Resonance:	75 cps	65 cps	50 cps
EIA Sensitivity Rating:	43 db	45 db	47 db
Dimensions:	8-3/8"dia. x 3-1/2" overall depth	12-1/4"dia. x 3-1/2" depth	15-1/8"dia. x 6-11/32" depth
Net Weight:	4 lbs. 8 oz.	5 lbs. 8 oz.	9 lbs.
Baffle Opening:	7-1/8"	11"	14"
Mounting:	Four 9/32" holes equally spaced on circle of 7-5/8" 11-1/2" 14-1/2"		

SYSTEM IMPROVEMENT

Wolverine Step-up kits provide a simple method for improving speaker system performance in stride with the budget. A single loudspeaker may

be expanded to a deluxe 3-way system without obsoleting existing components, and with the assurance of properly matched components.

Model HF1 high frequency Step-up Kit should be the first addition to a Wolverine full range speaker. In addition to extending high-frequency response to beyond the limits of audibility, this Step-up Kit provides more precise definition of VHF wave forms and improved high-frequency dispersion in the listening area.

If a further improvement in performance is desired, the final addition should be an MF1 mid-range Step-up Kit. The audio range is thus divided for more efficient reproduction of each frequency section, lowering both harmonic and intermodulation distortion. The improved mid-range performance provided by the MF1 is especially important because instrument and voice harmonics which determine the character of the sound are found in this frequency range.

CUSTOMER SERVICE

Wolverine speakers are packed to provide protection well in excess of shipping requirements of the Interstate Commerce Commission. If shipping damage does occur, contact the carrier or the dealer from whom the unit was purchased, and request inspection and instructions.

WARRANTY

Wolverine speakers are guaranteed against defects in original workmanship and materials. Should a speaker become damaged or develop faulty operation from unusual conditions of use, Electro-Voice maintains a complete Service Department to return equipment to factory-new condition. If attention becomes necessary, please write the Service Department, requesting return authorization and shipping instructions.

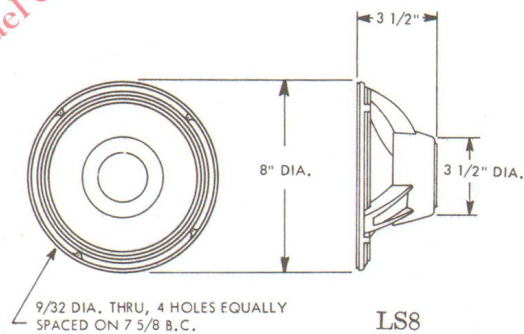
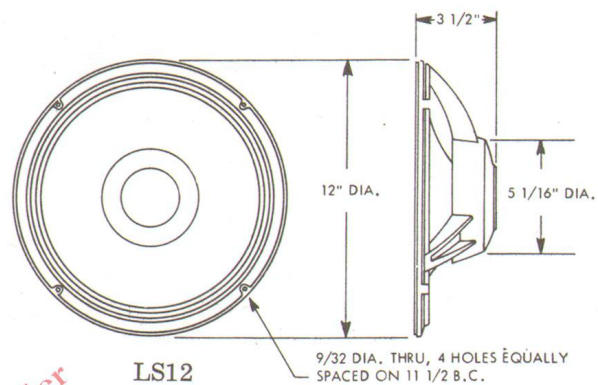
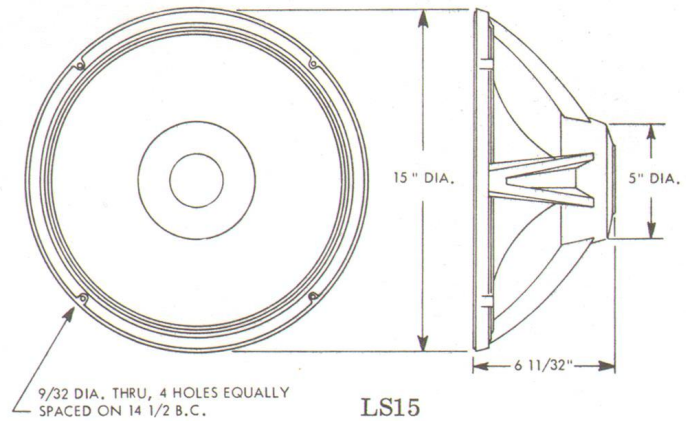


Figure 1-Dimensions