



Electro-Voice®
a gulton company



FIGURE 1 - Axial Frequency Response 1 Watt/1 Meter

Model DL12X Low-Frequency Reproducer

SPECIFICATIONS

Frequency Response:

58 Hz to 5200 Hz \pm 3 dB
(Figure 1)

Power Handling:

300 watts (EIA RS-426A)

Impedance (minimum at 230 Hz):

8 ohms

Sound Pressure Level at 1 Meter, 1 Watt Input,

200-4000-Hz Average:
100 dB

100-800-Hz Average:
98 dB

Voice-Coil Diameter:

6.35 cm (2.5 in.)

Magnet Weight:

2.2 kg (4.9 lb)

Magnet Material:

Barium ferrite

Color, Frame:

EV light grey

Color, Magnet Thermal Cover:

EV dark red

Dimensions:

See AES Specifications section

Net Weight:

8.0 kg (18 lb)

Shipping Weight:

10.4 kg (23 lb)

Optional Accessories:

SMH-1 mounting hardware kit
XEQ-2 crossover/equalizer

DESCRIPTION

The DL12X low-frequency reproducer is a 12-inch, 8-ohm driver designed for professional-high-level, high-fidelity monitoring and sound reinforcement.

At the heart of this speaker is a carefully engineered drive system. Its design assures linear, low-distortion output, high power capability and improved heat transfer which reduces thermal dynamic-range compression. The high-excursion drive of the DL12X is augmented by two exclusive Electro-Voice features: the Thermo Inductive Ring, TIR™, and PROTEF™ coating. The TIR is essentially an aluminum ring fastened to the pole of the magnet. This acts as a control on drive inductance and, more importantly, provides a major heat transfer path from the top of the drive coil, normally the primary thermal weakness on other "linear-coil" designs. PROTEF is a Teflon-based coating applied to the inside diameter of the top plate.

Occasionally, violent power peaks of several seconds in duration may expand a normal driver's voice coil into contact with the top plate, causing deterioration. With the PROTEF coating, added protection is provided; the coating lubricates any rubbing contact and provides direct electrical insulation between the coil and the steel top plate. The voice coil itself is constructed of edge-wound rectangular aluminum wire, mounted on a rugged laminated polyimide form. The complete assembly is low in mass and is fabricated using the most advanced epoxies, insulations and materials available.

Great care was taken in the selection of diaphragm materials and construction to ensure smooth, musical upper bass reproduction and accurate low-frequency shock capability (punch). The DL12X is a true high-fidelity woofer in every sense, being capable of high output, low distortion, solid bass response, and high sensitivity.

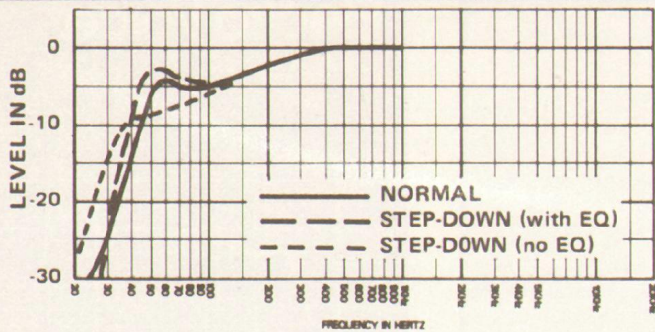


FIGURE 2A – Bass Response in 2.6-Ft³ Enclosure

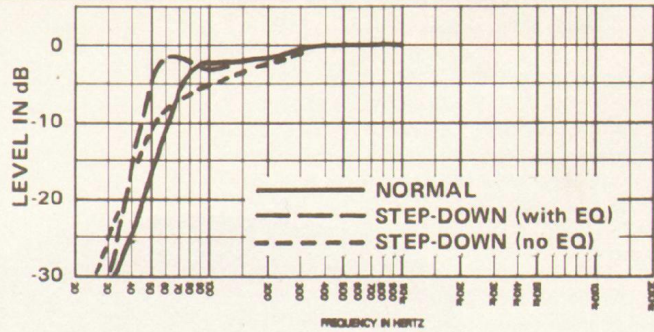


FIGURE 2B – Bass Response in 1.3-Ft³ Enclosure (TL806)

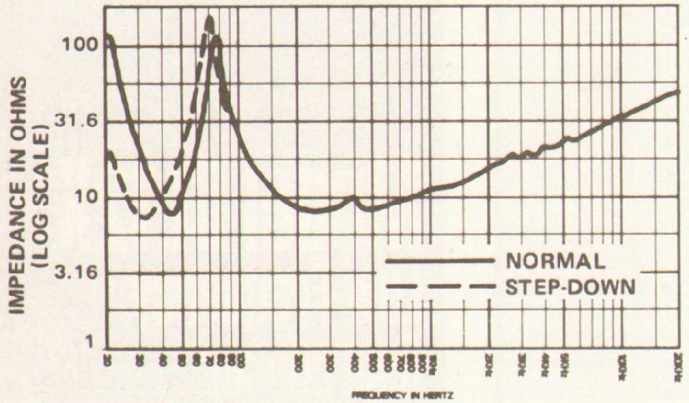


FIGURE 3A – Input Impedance vs. Frequency in 2.6-Ft³ Enclosure

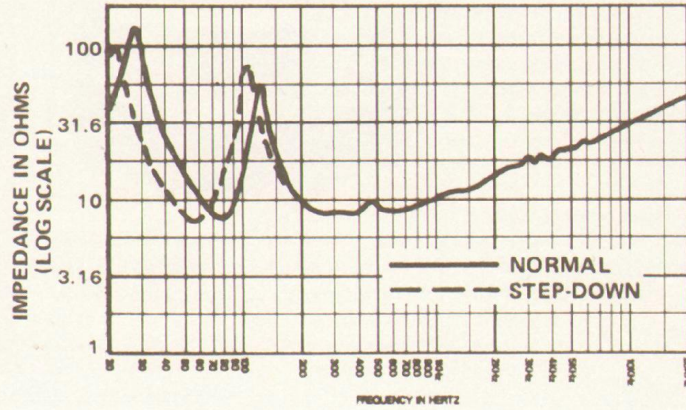


FIGURE 3B – Input Impedance vs. Frequency in 1.3-Ft³ (TL806) Enclosure

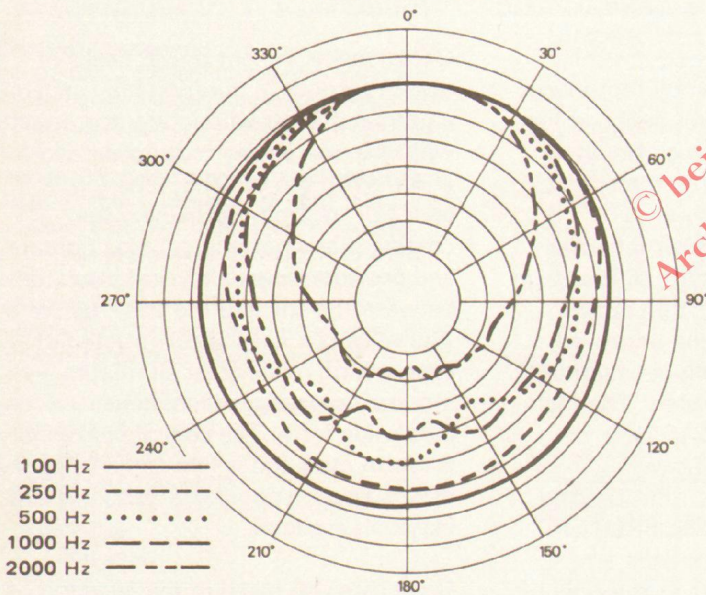


FIGURE 4 – TL806/DL12X Polar Response
4 V RMS of Octave-Band-Limited Pink Noise in Anechoic Environment, 10 Ft on Axis in Horizontal Plane (5 dB per division)

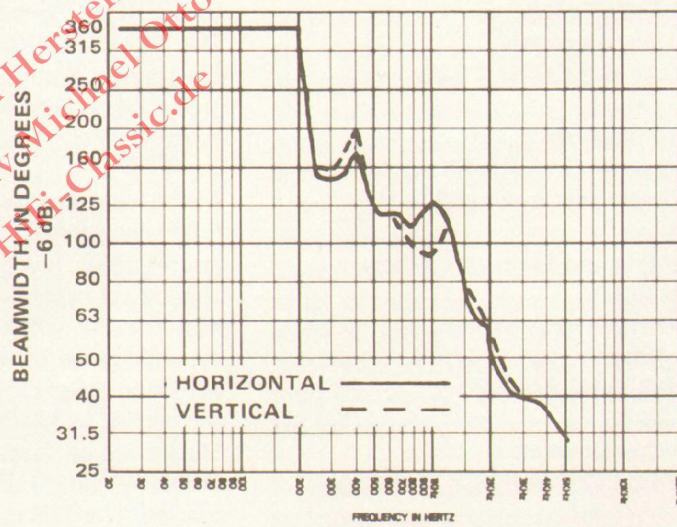


FIGURE 5
TL806/DL12X Beamwidth vs. Frequency

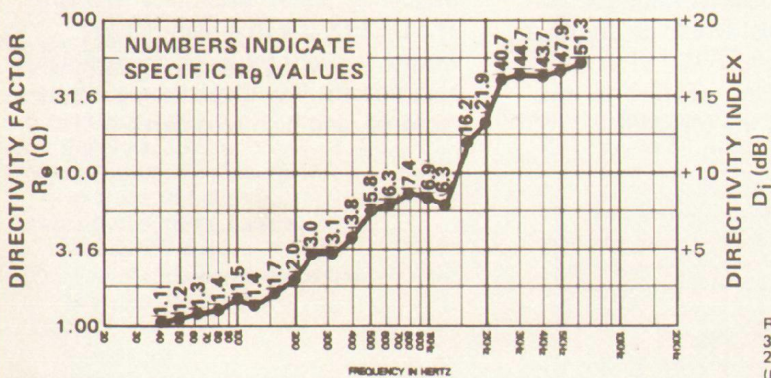
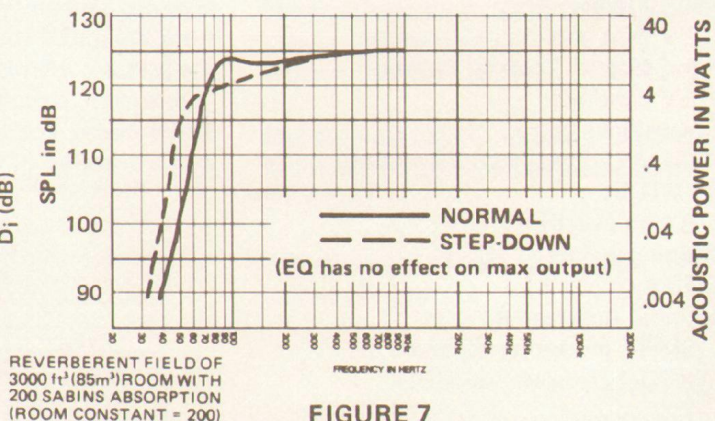


FIGURE 6 – TL806/DL12X Directivity Factor and Directivity Index vs. Frequency



REVERBERANT FIELD OF 3000 ft³ (85m³) ROOM WITH 200 SABINS ABSORPTION (ROOM CONSTANT = 200)

FIGURE 7
TL806/DL12X Theoretical Low-Frequency Maximum Acoustic Output vs. Frequency

DIRECTIONAL PERFORMANCE

The directional characteristics of the DL12X in the TL806 1.3-cubic-foot vented enclosure were measured by running a set of polar responses in EV's large anechoic chamber. The test signal was octave-band-limited pseudo-random pink noise centered at the ISO standard frequencies indicated in Figure 4. The curves show horizontal (side-to-side) dispersion when the enclosure's long axis is vertical. The vertical (up-and-down) polar responses deviate only slightly from the horizontal responses due to box geometry.

Additional typical data is provided in Figures 5 and 6 which indicate 6-dB-down beamwidth versus frequency and directivity factor, respectively, for a DL12X in the TL806 enclosure.

POWER HANDLING TEST

To our knowledge, Electro-Voice was the first U.S. manufacturer to develop and publish a power test closely related to real-life conditions. First, we use a random noise input signal because it contains many frequencies simultaneously, just like real voice or instrument program. Second, our signal contains more energy at extremely high and low frequencies than typical actual program, adding an extra measure of reliability. Third, the test signal includes not only the overall "long-term average" or "continuous" level — which our ears interpret as loudness — but also short-duration peaks which are many times higher than the average, just like actual program. The long-term average level stresses the speaker thermally (heat). The instantaneous peaks test mechanical reliability (cone and diaphragm excursion). Note that the sine-wave test signals sometimes used have a much less demanding peak value relative to their average level. In actual use, long-term average levels exist from several seconds on up, but we apply the long-term average for eight hours, adding another extra measure of reliability.

Specifically, the DL12X is designed to withstand the power test described in EIA Standard RS-426A. The EIA test spectrum is applied for eight hours. To obtain the spectrum, the output of a white noise generator (white noise is a particular type of random noise with

equal energy per bandwidth in Hz) is fed to a shaping filter with 6-dB-per-octave slopes below 40 Hz and above 318 Hz. When measured with the usual constant-percentage-bandwidth analyzer (one-third octave), this shaping filter produces a spectrum whose 3-dB-down points are at 100 Hz and 1200 Hz with a 3-dB-per-octave slope above 1200 Hz. This shaped signal is sent to the power amplifier with the continuous power set at 300 watts into the EIA equivalent impedance (45.5 volts true RMS). Amplifier clipping sets instantaneous peaks at 6 dB above the continuous power, or 1200 watts peak (91.0 volts peak). This procedure provides a rigorous test of both thermal and mechanical failure modes.

RECOMMENDED ENCLOSURES

The most extended, lowest distortion and best controlled bass performance is usually realized in properly designed vented enclosures. In such designs, the vent, or port, actually reproduces the lowest octave or so of bass response. The vent is driven to full acoustic output by a relatively small motion of the speaker cone itself, acting through the air contained within the enclosure. The excursion of the DL12X at these frequencies is much reduced compared to a sealed or open-backed enclosure, directly reducing harmonic distortion and the possibility of speaker "bottoming." Several specific vented enclosure recommendations follow, some incorporating low-frequency equalization.

Normally Tuned Enclosures

The 2.6-cubic-foot enclosure tuned to 52 Hz has essentially flat response to 58 Hz. (The actual low-frequency 3-dB-down point, or f_3 , is 150 Hz. However, the loss below 150 Hz is an insignificant 0.8 dB, with output extending smoothly to 58 Hz.) See Figures 1 and 2A. The 1.3-cubic-foot TL806 enclosure, tuned to 75 Hz, has an f_3 of 80 Hz. See Figure 2B.

Details on TL806 design, construction, and equalization may be obtained from Electro-Voice by requesting "TL806 Builders Plans," Form 1544-847. Multiple TL806's may also be constructed. For example, a dual TL806 would have twice the internal volume of

a single TL806 with the vent area doubled and vent length unchanged. The vent area may be either all-in-one or split into two or more separate vents, as long as the total vent area remains the same.

Step-Down Operation

For extra-low bass use, the vent area can be reduced by one half, thereby tuning the enclosure to the "step-down" mode. In step-down, the tuning frequency is reduced by one-half octave (a factor of 0.7). The resulting responses are shown for both the 2.6- and 1.3-cubic-foot enclosures (Figures 2A and B, step-down — no EQ).

With appropriate electronic boost-and-cut equalization (available from the XEQ-2 crossover/equalizer), and the enclosures tuned for step-down operation, approximately one-half octave additional bass response can be obtained, a beneficial extension for many sound reinforcement and playback applications. Below the peak-boost frequency, equalizer response rolls off at 12-dB-per octave, affording a high degree of protection from below-passband inputs which could distort signals within the passband or even damage the DL12X. For the 2.6-cubic-foot box in step-down, the proper equalization is provided by a second-order under-damped filter with a 6-dB boost frequency of 45 Hz. The resultant f_3 is 45 Hz (see Figure 2A). For the TL806 in step-down, the peak boost should occur at 50 Hz, resulting in an f_3 of 55 Hz.

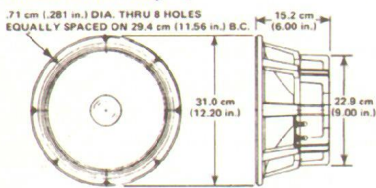
Figures 3A and B depict the impedance curves resulting from the DL12X installed in the 1.3-cubic-foot (TL806) and 2.6-cubic-foot enclosures, in both normal and step-down modes.

Figure 7 shows the maximum acoustic power output versus frequency for the DL12X in the TL806 enclosure. The maximum output is limited by either (1) the thermal power handling capacity of the speaker or (2) the speaker's maximum linear cone excursion capabilities, whichever occurs first. Note that some maximum output is sacrificed in the 75-to-200-Hz range (4 dB maximum at 90 Hz) in the step-down mode, but that significantly more output is available below about 70 Hz.

AES SPECIFICATIONS

The following specifications are in accordance with the "AES Draft Recommended Practice for Specification of Loudspeaker Components used in Professional Sound Reinforcement Systems - 1983."

Dimension and Weight,



Net Weight:

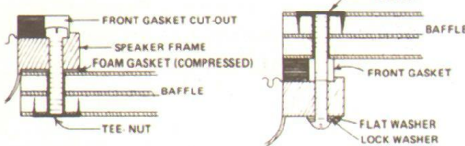
8.0 kg (18.0 lb)

Shipping Weight:

10.4 kg (23.0 lb)

Mounting:

The DL12X may be front- or rear-mounted against either surface of its mounting flange and requires a 279 mm (11.0 in.) diameter cutout and a 294 mm (11.56 in.) bolt circle. Normal fasteners up to 6 mm (1/4 in.) will fit through the eight holes in the frame. Front mounting is simplest using the optional SMH-1 speaker mounting kit.



FRONT MOUNT

REAR MOUNT

Electrical Connectors:

The DL12X is fitted with a pair of chrome-plated frame-mounted connectors with color-coded ends. Electrical connection is made by pushing down, inserting wire completely through the rectangular slot and releasing pressure. One conductor of # 9 AWG stranded, #8 AWG solid, a pair of twisted # 15 AWG stranded or a pair of # 14 AWG solid conductors will fit. A positive electrical signal applied to the red (+) terminal will displace the cone away from the magnet, thus producing a positive acoustic pressure.

Additional Descriptive Information,

Voice-Coil Material:

Aluminum

Voice-Coil Insulation:

Polyimide, 220 degree C rating

Coil Form:

Polyimide

Magnet Frame:

Cast aluminum

Paint:

Texture epoxy, grey frame, dark red magnet thermal cover

Magnet Plating:

Bright cadmium

Physical Constants,

Effective Piston Diameter:

25.4 cm (10 in.)

Total Moving Mass:

0.030 kg (1.06 oz)

Voice-Coil-Winding Depth:

15.2 mm (0.6 in.)

Voice-Coil-Winding Length:

18.1 m (59.4 ft)

Top Plate Thickness at Voice Coil:

10.9 mm (0.43 in.)

Z_{min}:

8 ohms

Bl Factor:

18.0 tesla meter

Thiele-Small Parameters

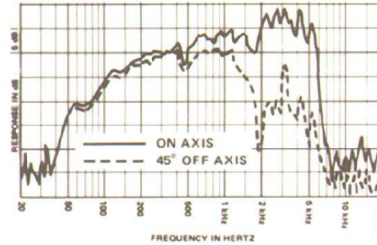
f_s : 50 Hz
 Q_{ts} : 0.22
 η_b : 4.5%
 V_{as} : 0.093 m³ (3.3 ft³)
 R_e : 6.0 ohms
 S_d : 0.050 m³ (78 in.²)

Large-Signal Parameters

P_e (max): 300 watts
 X_{max} : 4.1 mm (0.16 in.)

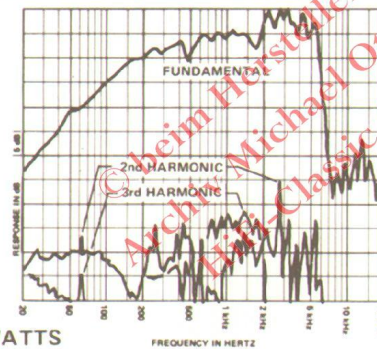
Note: X_{max} is the one-way peak excursion which produces 10% THD of the current waveform when driven at f_s .

Response in Standard Baffle

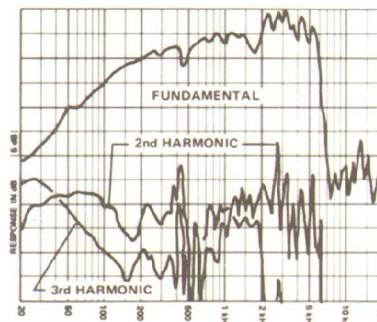


NOTE: AES requires a large, planar baffle for this test, WHICH IS INTENDED TO SHOW SMOOTHNESS AND OFF-AXIS RESPONSE, NOT BASS RESPONSE. This has proven to be inconvenient and prohibitive, due to its size. Here, we have chosen our lab standard low-diffraction 12-cubic-foot test enclosure, which will demonstrate the same characteristics as the "AES standard baffle."

Distortion Response



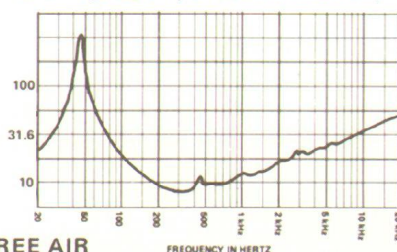
3 WATTS



30 WATTS

Impedance Response:

(See Figures 3A, B for box Z curves)



FREE AIR

Power Handling (two hours)

300 watts, 50-500 Hz, pink noise,

12-dB/octave filters

350 watts, 100-1000 Hz, pink noise,

12-dB/octave filters

NOTES ON POWER TESTS: The AES recommended two-hour free-air test is a good one and we have assured the user that the DL15X will pass this test under the same conditions. For our own use, however, we subject our sample units to a more demanding test; the eight-hour EIA Standard RS-426A. This test brings out deficiencies which may present themselves after a long term of field use.

Due to the high power rating of the DL15X, we have had to use a pair of (mono) Crown M600 power amplifiers, connected in series or "bridged," so that peak power levels are not clipped. This is not imagined as a normal amplifier compliment for professional use.

Displacement Limit:

12.7 m (0.5 in.)

NOTE: Displacement limit is the one-way peak excursion which, when exceeded, will cause physical damage to the drive mechanism

Thermal Rise after Power Test:

82 degrees C (147 degrees F)

Recommended Enclosures:

See text.

WARRANTY (Limited) -

Electro-Voice Loudspeakers are guaranteed for five years from date of original purchase against malfunction due to defects in workmanship and materials. If such malfunction occurs, unit will be repaired or replaced (at our option) without charge for materials or labor if delivered prepaid to the proper Electro-Voice service facility. Unit will be returned prepaid. Warranty does not cover finish, appearance items, burned coils, or other malfunction due to abuse or operation at other than specified conditions. Repair by other than Electro-Voice or its authorized service agencies will void this guarantee.

For repair information and service locations, please write: Service Dept., Electro-Voice, Inc., 600 Cecil Street, Buchanan, Michigan 49107 (Phone: 616/695-6831) or Electro-Voice West, 8234 Doe Ave., Visalia, California 93277 (Phone: 209/651-7777).

Electro-Voice also maintains complete facilities for non-warranty service of EV products.

Specifications subject to change without notice.