



MICROPHONES • HEADPHONES

DISTRIBUTED BY  
NORTH AMERICAN PHILIPS COMPANY, INC.  
100 EAST 42nd STREET, NEW YORK, NEW YORK 10017

# TWO-WAY CARDIOID\* Dynamic Microphone



## D-200E



### DESCRIPTION

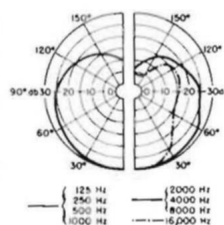
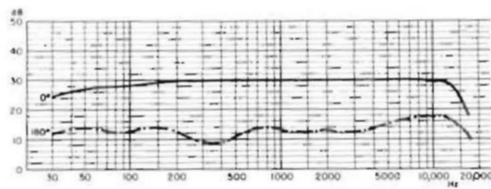
The D-200E characterized by its smooth, wide range frequency response, linear off-axis response and uniform front-to-back discrimination – features inherent in the two-way system technique – indicates that this principle can also be successfully adapted where economics are at a premium.

The D-200E features a “floating” rubber suspension system. No direct contact exists between the transducer portion and the microphone housing. This construction feature virtually eliminates both handling and cable noise, and protects the microphone system from even the severest shocks. In addition, the microphone housing has been designed to offer maximum ruggedness and a modern aesthetic appearance.

The D-200E is a low impedance (200 ohm) microphone. It is equipped with XLR type connector and is supplied with a “quick disconnect” 5/8"-27 thread stand adapter plus 15 foot cable with mating connector. A unique cable assembly incorporating an on-off switch and built-in low to high impedance transformer is available as an accessory.

### TECHNICAL DATA

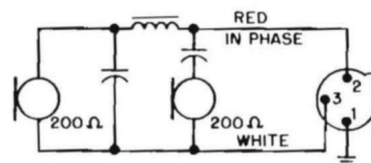
Frequency range	30-15,000 Hz $\pm$ 3 db
Sensitivity	-55 db (re 1 mW/10 dynes/cm <sup>2</sup> )
Impedance	200 ohms
Directional characteristics	Frequency-independent cardioid
Dimensions	7-5/16" long, 1-5/8" diameter
Net Weight	8 ounces



### ACCESSORIES

- SA-20.....Stand adapter (quick disconnect)
- SA-10/3.....Stand adapter (around connector)
- SA-18/6.....Stand adapter with built-in suspension
- W-4.....Windscreen (foam)
- MK.....Series cables
- ST-4.....Table stand
- ST-305.....Table stand
- ST-200.....Floor stand
- MSH-58E.....Flexible-shaft

### CONNECTION DIAGRAM



### ARCHITECTS' AND ENGINEERS' SPECIFICATIONS

The microphone shall be a dynamic pressure gradient receiver type, incorporating two electro-acoustical transducers, connected by means of a cross-over network, free of phase distortion. Each transducer shall be optimally adjusted to a specific frequency range; the upper transducer for high frequencies pickup, and the lower transducer for low frequencies pickup. The electrical cross-over shall be at 500 Hz. The microphone shall have a frequency-independent cardioid directional characteristic. The 90° off-axis response shall be linear and its front-to-back discrimination shall never be less than 18 db over the entire frequency range with a tolerance of  $\pm$  3 db per octave.

The frequency range shall be 30 to 15,000 Hz and the response

shall be within  $\pm$  3 db. The output shall be -55 db (re 1 mW/10 dynes/cm<sup>2</sup>) with an impedance of 200 ohms.

The microphone shall be capable of handling a sound pressure level of 124 dB (300  $\mu$ bar) at 1,000 Hz, with distortion not exceeding 0.5%. The diaphragm material shall be non-metallic MAKROFOL.

The microphone shall incorporate a 3-pin XLR Cannon receptacle and shall be provided with a stand adapter suitable for 5/8"-27 standard thread mounting.

The microphone shall be 7-5/16" long and the diameter shall be 1-5/8". The net weight shall be 8 oz.

The microphone specified shall be the AKG D-200E.

scans von archive.org