



CONTAFLEX

CONTAFLEX

CONTAFLEX

CONTAFLEX

CONTAFLEX

CONTAFLEX

What other advantages will you find in the CONTAFLEX?

Carl Zeiss Lens

The world renowned ZEISS TESSAR f/2.8-45 mm with its unsurpassed characteristics for black and white and color insures needle-sharp photos. It is coated and color-corrected.

Pre-set Diaphragm

Whatever the aperture, the image is always clear and brilliant. When releasing the shutter, the diaphragm closes down automatically to pre-set position.

Between-the-Lens Shutter

For the first time in camera history, a between-the-lens shutter has been incorporated in a single-lens reflex camera. It permits the use of all types of flash bulbs at all shutter speeds.

Easy to Read Aperture

All adjustments, and even the depth-of-field scale, are easy to read from above. Built into the film-transport knob are frame-counter and shutter release. The rewinding knob has a film-type indicator.

Removable back

The removable back insures quick film change and easy cleaning of the camera. The all-metal housing guarantees highest precision of all camera parts.

Two Cassette Method

When using Cassettes, the exposed part of the film can be removed or exchanged for color film during daylight without the need of rewinding the film.

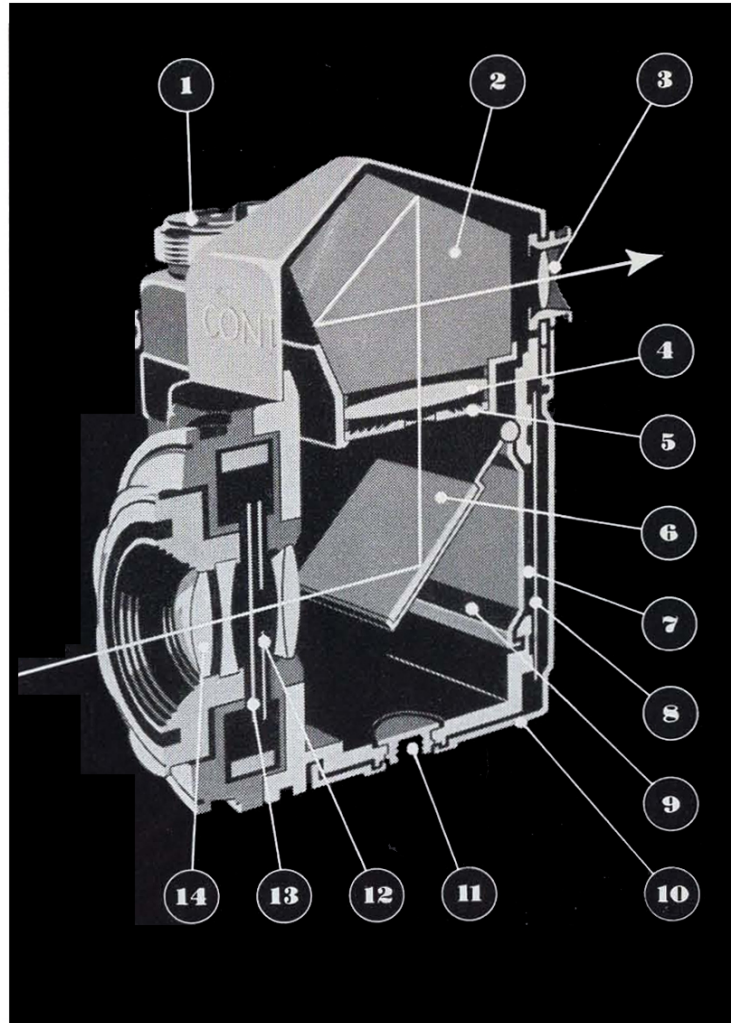
CONTAFLEX

is the name of a new camera which is illustrated on the cover. ZEISS IKON again sets the pace and adds a single-lens, eye-level, reflex camera to its unsurpassed and extensive camera production program. Those who have never indulged in photography will become enthusiastic over this exciting activity when they see the CONTAFLEX. Those who already possess a camera will find many new possibilities with the CONTAFLEX.

The most remarkable feature of this camera is the mirror-reflex view-finder, which shows the scene or subject in all its forms and colors so brilliant, clear and true-to-life that it is easy to obtain correct picture-composition.

The CONTAFLEX is surprisingly simple in its operation since the built-in automatic mechanism saves thinking and manual adjustments.

This folder will show you much to admire if you read through the following pages.



A glimpse into the interior mechanism of this pace-setting design:


- 1 Film-winding and shutter-cocking knob with built-in picture-counter and shutter release button
- 2 Penta roof-type prism
- 3 Eyepiece for viewing and focusing
- 4 Condensing lens
- 5 Fresnel "Extrabrite" lens with ground-glass focusing ring and split-image range-finder
- 6 Reflex mirror
- 7 Film Channel
- 8 Film pressure plate
- 9 Automatic light-tight dark-slide to protect film while focusing
- 10 Removable camera back
- 11 Tripod Socket
- 12 Automatically pre-set lens diaphragm
- 13 Between-the-lens shutter (Synchro Compur MXV)
- 14 ZEISS TESSAR f/2.8-45 mm lens

CONTAFLEX

VIEW AND RANGE-FINDER

When looking through the view-finder you will be startled: In almost life-size you will see the subject upright, un-reversed, and brilliant even into the corners of the Fresnel condenser lens. Even for close-up photography, the actual image can be correctly and accurately seen as there is no parallax in this optical system. As you view the scene in the direction of the optical axis you can easily follow the speed of a racing car, and the image is always clear and sharp irrespective of the focusing range.

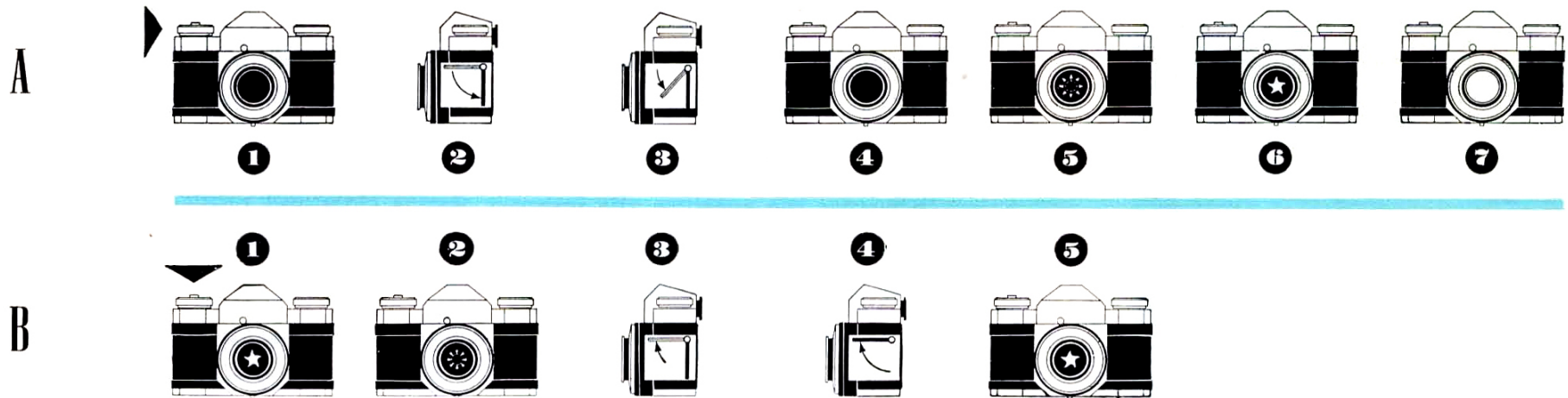
Accurate focusing of the scene is always assured as the CONTAFLEX is equipped with **two** coupled range-finders. In the center of the optical image you see the split-image range-finder and a ground-glass ring (see illustration at right). Not until the girl becomes clearly visible and her smiling face can be distinctly seen by turning the lens ring by less than 90 degrees will you dare to "shoot" her.



Split-image range-finder and ground-glass ring of view-finder



The CONTAFLEX thinks for you; with two operations the entire mechanism is automatically set in motion



A When turning the film transport knob, seven different functions take place in the following automatic order: (1) Film is transported, (2) the film plane is sealed light-tight by the dark slide, (3) the mirror comes down for viewing, (4) the shutter is set, (5) the pre-set lens diaphragm is opened, (6) the shutter is opened, (7) the frame-counter advances to the next number and the film is moved to the next frame.

B Now you press the shutter release: (1) The shutter closes, (2) the lens diaphragm closes down to the pre-set position, (3) the mirror flips up, (4) the dark slide goes upward, (5) and now the shutter clicks at the pre-set shutter speed. All these operations occur within a fraction of a second (approximately 1/50 sec.). Focusing and pressing the shutter release is all that is required! And double-exposures are automatically excluded.

ZEISS
IKON

CONTAFLEX 24 × 36 (35 mm) with ZEISS TESSAR f/2.8-45 mm in synbro-compur MXV with delayed action, Catalog 861/24 Pcms (Size 5 × 3¹/₂ × 2¹/₂", weight 23 ounces)

Accessories

Eveready Case	1218/24	Cable release, locking	1312/24
ZEISS IKON Precision Filters in 6 colors	352	L-shaped plug with cord for flash	
Lens Shade	1110	synchronizers	1340
Case for Lens Shade	778	Neck strap with snap locks	Tr. 500
4 Proxar lenses (coated)		Cassette for CONTAFLEX	540/1
for Close-ups to 18"	909/1	Accessory flash attachment clip	861/02
for Close-ups to 12"	909/05	Tripod head for reproduction apparatus	861/01
for Close-ups to 8"	909/03	IKOPHOT, Photo-electric Exposure Meter	1329
for Close-ups to 6"	909/02		

And for flash photos the well proven ZEISS IKON flash synchronizers Ikoblitz O and Ikoblitz III.

A comprehensive CONTAFLEX system is in the course of preparation.

Your ZEISS IKON dealer will be pleased to demonstrate the CONTAFLEX without obligation.



ZEISS IKON A.G. STUTTGART